



Society of Nuclear Medicine
and Molecular Imaging


2024 RECIPIENTS

Annual
Grants
Awards &
Recognition

CONTENT

04

2024 Highlights



08

SNMMI
Technologist
Section Spotlight



10

SNMMI
Fellowship
Awards

14

SNMMI President
Distinguished
Educator Awards

17

SNMMI-TS
President
Distinguished
Service Awards

12

SNMMI President
Distinguished
Service Awards

16

SNMMI-TS
Fellowship
Awards

19

Council and
Center Awards

24

Research, Grants,
and Scholarships

26

2024
Publication
Awards

50


Women in Nuclear
Medicine Awards

51

SNMMI Annual
Meeting Awards

62


SNMMI
Professional
Development
Awards





SNMMI provides more than \$400,000 annually to advance nuclear medicine, molecular imaging and therapy, fund professional development efforts, and promote the next generation of researchers. The SNMMI Grants and Awards Program provides the opportunity for international recognition, highlighting groundbreaking accomplishments within our specialty as well as contributions to the Society at large.

Distribution of SNMMI and SNMMI-TS grants, awards, and scholarships is contingent upon available funding. Thank you to our donors who represent the Society's commitment to advancing nuclear medicine, molecular imaging, and therapy.



The Education and Research Foundation for Nuclear Medicine and Molecular Imaging (ERF) is the largest contributor to the SNMMI Grants and Awards Program, providing more than \$200,000 in support.

Sponsor acknowledgement:

ADDITIONAL SUPPORTERS OF THE 2024 SNMMI AND SNMMI-TS GRANTS, AWARDS, AND SCHOLARSHIPS INCLUDE:

- ◇ SNMMI-TS Professional Development and Education Fund (PDEF)
- ◇ American Registry of Radiologic Technologists (ARRT)
- ◇ Nihon Medi-Physics LLC
- ◇ The Henry Wagner Family
- ◇ SNMMI Women in Nuclear Medicine Committee (WINM)
- ◇ Global Advanced Imaging, PLLC
- ◇ SNMMI Value initiative
- ◇ SNMMI Mars Shot Fund

We are proud to present the SNMMI and SNMMI-TS Grants and Awards Recognition for 2024. We invite you to learn more about these recipients through this comprehensive guide of SNMMI honors.

2024 Highlights

The SNMMI Annual Meeting provides the opportunity to present and publish innovative scientific investigations to a global audience of medical imaging professionals. These awards recognize the top research presented at the SNMMI 2024 Annual Meeting.

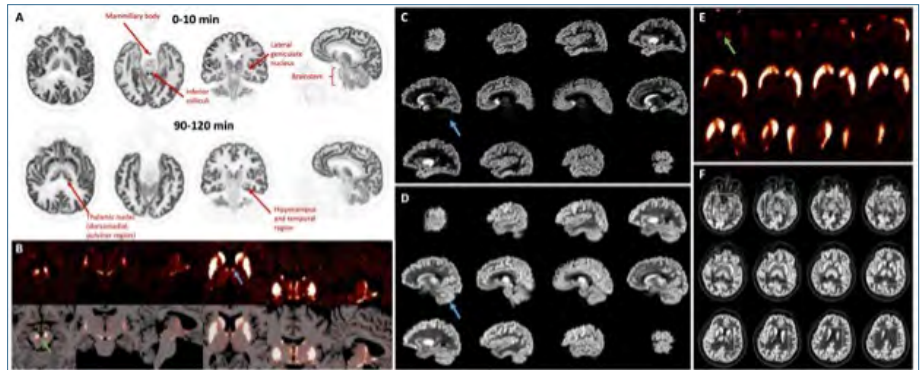
2024 Image of the Year



2024 RECIPIENT
Richard Carson

Each year, SNMMI chooses an image that best exemplifies the most promising advances in the field of nuclear medicine and molecular imaging. The state-of-the-art technologies captured in these images demonstrate the capacity to improve patient care by detecting disease, aiding diagnosis, improving clinical confidence, and providing a means of selecting appropriate treatments. This year, the SNMMI Henry N. Wagner, Jr., MD, Image of the Year was chosen from all the abstracts submitted to the SNMMI Annual Meeting and voted on by both the reviewers and the society leadership.

Exceptional Brain PET Images from the NeuroEXPLORER: Scans with Targeted Radiopharmaceuticals and Comparison to HRRT



Henry N. Wagner, Jr., MD Best Abstract of the Year Award



2024 RECIPIENT
Ken Herrmann, MD
University
Hospital Essen

Phase 3 trial of $[^{177}\text{Lu}]\text{Lu-PSMA-617}$ in taxane-naïve patients with metastatic castration-resistant prostate cancer (PSMAfore)

Georg Charles de Hevesy Nuclear Pioneer Award



2024 RECIPIENT
Carolyn J. Anderson,
PhD, FSNMMI

SNMMI has given the Georg Charles de Hevesy Nuclear Medicine Pioneer Award every year since 1960 to honor groundbreaking work in the field of nuclear medicine. De Hevesy received the 1943 Nobel Prize in chemistry for his work in determining the absorption, distribution, metabolism and elimination of radioactive compounds in the human body. His work led to the foundation of nuclear medicine as a tool for diagnosis and therapy, and he is considered the father of nuclear medicine.

Paul C. Aebbersold, PhD Award



2024 RECIPIENT
George Sgouros, PhD
Johns Hopkins
University

First presented in 1973, The Aebbersold Award is named for Paul C. Aebbersold—a pioneer in the biologic and medical application of radioactive materials and the first director of the Atomic Energy Commission's Division of Isotope Development. It recognizes outstanding achievement in basic science applied to nuclear medicine.

Sam Gambhir, MD Trailblazer Award



2024 RECIPIENT
Michael Evans, PhD

The Sam Gambhir Trailblazer Award is named after Sanjiv Sam Gambhir, MD, PhD, an internationally recognized pioneer in molecular imaging. Gambhir dedicated his career to developing methods of early disease detection, ushering in a new era of molecular imaging to flag signals of disease in its nascent stages. Within the field of radiology, Gambhir was known for the development of positron emission tomography reporter genes, which can flag molecular activity that signals something's gone awry in the body. Within the imaging community, he was known as a leader and scientist with sprawling expertise and a work ethic to aspire to. More than that, colleagues and many others who knew him said he was a kind and generous friend, a nurturing mentor, and a catalyst for collaboration.


Minoshima-Pappas Transformative Leadership Award



2024 RECIPIENT
Richard Wahl, MD,
FACR, FACNM, FSNMMI

The Minoshima-Pappas Transformative Leadership Award will recognize an individual who has made transformative impact in the field and elevated the value of nuclear medicine and molecular imaging. Award recipients must have initiated, developed, and successfully implemented unique and significant transformative value within the field of Nuclear Medicine and Molecular Imaging. Examples include high impact discovery and publication that have changed patient care, initiation of multi-national collaborative research, revolutionizing education methods, practice changing quality management, regulatory and/or legislative transformations, innovative outreach to patients and other stakeholders, and so on.

Benedict Cassen Prize



2024 RECIPIENT
David M. Goldenberg,
MD

This honor is awarded every two years by the Education and Research Foundation (ERF) for Nuclear Medicine and Molecular Imaging in recognition of outstanding achievement and work leading to a major advance in nuclear medicine science.

SNMMI Technologist Section Spotlight

SNMMI-TS Lifetime Achievement Award



Reserved for individuals who have made significant contributions to the field of Nuclear Medicine, to our chapters and to the Technologist Section.

2024 RECIPIENT

Mark H. Crosthwaite, MEd, CNMT, PET, NMTCB(RS), FSNMMI-TS

For Outstanding Dedication to the Field of Nuclear Medicine Through Leadership as the SNMMI-TS President, Dedication as an Educator, Thoughtfulness as a Mentor and Compassion as a Friend.

SNMMI-TS Neagley NCOR Golden Glove Award



First awarded in 2024, and named after Frances Neagley, a long-time SNMMI-TS member, past Editor of the *Journal of Nuclear Medicine Technology*, and Chapter Delegate to the Northern California Chapter, for her outstanding achievements as a Nuclear Medicine Technologist and years of leadership and service to the SNMMI-TS National Council of Representatives. This award will recognize NCOR members who have contributed significantly to the future of the SNMMI-TS and the field through their involvement in the NCOR.

2024 RECIPIENT

Frances Neagley, CNMT, FSNMMI-TS

SNMMI-TS Advocate of the Year



Awarded to an individual who has made significant contributions to advancing advocacy efforts at the state and federal level.

2024 RECIPIENT
Paul Searfoss, CNMT ARRT (N)(CT)

SNMMI-TS/ERF Outstanding Technologist



Recognizes SNMMI-TS members who have demonstrated outstanding service and dedication to the field of nuclear medicine technology.

2024 RECIPIENT
Nadine Colpo, RTNM, PET
Clinical PET Tech/Research Nuc Med Tech, BC Cancer Agency

SNMMI-TS/ERF Kathy E. Thompson-Hunt Outstanding Educator



Recognizes SNMMI-TS members who have exhibited commitment in advancing and promoting the field of Nuclear Medicine Technology through outstanding work in education.

2024 RECIPIENT
Courtney Cross, MBA, RT(N)(CT),CNMT
Nuclear Medicine Program Director, Galveston College

SNMMI Fellowship Awards

SNMMI Fellowship is one of the most prestigious formal recognitions available to long-time SNMMI members and symbolizes distinguished service to SNMMI, as well as exceptional achievement in the field of nuclear medicine and molecular imaging.

SNMMI Fellows Class of 2024

Donna Cross, PhD
Pacific Northwest Chapter
Member Since 2009



Heather Jacene, MD
New England Chapter
Member Since 2002



Fred Grant, MD
New England Chapter
Member Since 2004



Andrew Scott, MD
International
Member Since 1990



Michael Hofman, MBBS
International
Member Since 2007



Douglas Van Nostrand, MD
Mid-Eastern Chapter
Member Since 1980



SNMMI Presidential Distinguished Service Awards

The SNMMI Presidential Distinguished Service Award is given to individuals who made a significant impact within SNMMI during the presidential tenure of Helen R. Nadel, MD, FRCPC, FACNM, FSNMMI. The individuals being recognized this year have been instrumental to SNMMI's virtual education efforts.



2024 RECIPIENT

George M. Segall, MD, FACNM, FSNMMI

For extraordinary service and leadership serving the Nuclear Medicine and Molecular Imaging Community as SNMMI President and ABNM Executive Director.




2024 RECIPIENT

Moira E. Stilwell, MD

For significant contributions to the field of nuclear medicine and molecular imaging as a physician advocate.

NM Faculty: 2024



2024 RECIPIENT

Nuclear Medicine Physicians Stanford Health Care

For visionary leadership and outstanding dedication to the field of Nuclear Medicine and Patient Care.



2024 RECIPIENT

Pediatric Radiologists Lucile Packard Children's Hospital

For visionary leadership and outstanding dedication to the field of Nuclear Medicine and Pediatric Patient Care.



2024 RECIPIENT

Nikki Wenzel-Lamb, MBA, CAE

For extraordinary commitment to the SNMMI and its Members.

SNMMI President Distinguished Educator Awards

Recognizes SNMMI members who have demonstrated outstanding service and dedication to the field of nuclear medicine through their educational efforts.

2024 RECIPIENT

Marguerite T. Parisi, MD, MS Ed

For extraordinary commitment to education and training of nuclear medicine professionals.



2024 RECIPIENT

Susan E. Sharp, MD

For extraordinary commitment to education and training of nuclear medicine professionals.



2024 RECIPIENT

Barry L. Shulkin, Md, MBA

For extraordinary commitment to education and training of nuclear medicine professionals.



2024 RECIPIENT

Monica Rossleigh, MD

For extraordinary commitment to education and training of nuclear medicine professionals.



2024 RECIPIENT

Michael J. Gelfand, MD

For extraordinary commitment to education and training of nuclear medicine professionals.



2024 RECIPIENT

Zvi Bar-Sever, MD

For extraordinary commitment to education and training of nuclear medicine professionals.



SNMMI-TS Fellowship Awards

SNMMI-TS Fellowship recognizes members of the Technologist Section who have demonstrated leadership and have made a significant contribution to the profession of Nuclear Medicine Technology.

Dmitry Beyder, MPA, CNMT
Missouri Valley Chapter
Member Since 2009



Sarah A. Frye, PhD,
MBA, CNMT, CCRP
Missouri Valley Chapter
Member Since 2006



Lisa Draper, Med, BSRS, RT(N)
(ARRT), NCT, CT, PET, RS(NMTCB)
Pacific Southwest Chapter
Member Since 2011



Seyed M. Mohammadi,
CNMT, RT(N)(CT), PET
Pittsburgh Chapter
Member Since 2000



SNMMI-TS Presidential Distinguished Service Awards

The 2024 Presidential Distinguished Service Award winners are given to individuals who made a significant impact during the presidential tenure of Dmitry Beyder, MPA, CNMT. The individuals being recognized for this have shown exceptional leadership and have provided strategic guidance in the areas of education and research.

David Gilmore, EdD, CNMT,
NCT, RT(R)(N), FSNMMI-TS

For focused leadership and outstanding collaboration as the SNMMI-TS International Liaison.



Joby MacLean, MHA, CNMT

For outstanding efforts in therapy education, outreach, and resources development for Technologists.



Cybil J. Nielsen, MBA, CNMT,
NMTCB(RS), FSNMMI-TS

For dedicated efforts and
leadership as Chair of the
SNMMI-TS Advocacy Committee.




Lyndsi M. Hay, MS, CNMT, RT(N)

For dedicated efforts and
leadership as Vice-Chair of the
SNMMI-TS Advocacy Committee.



Vikas Prasad, MD

For vision and support of
Nuclear Medicine Technologists.



Julie Bolin, MS, CNMT, FSNMMI-TS

For leadership, vision and friendship
as SNMMI-TS President-Elect.



Krystle W. Glasgow, MIS, CNMT,
NMTCB(CT), NMAA, FSNMMI-TS

For leadership, vision and
friendship as SNMMI-TS
Immediate Past President.



Brian Fox, MD, FACHE

For extraordinary leadership,
support and guidance as
Executive Director, Radiology
& Patient Transport and BJH.



Victoria Engelen, MS

For exemplary support,
guidance, and commitment to
the SNMMI-TS and President.



Council and Center Awards

SNMMI Councils and Centers of Excellence provide additional professional networking and educational programs for members, including opportunities for specialty lectures, awards, and grants recognizing work in specific areas of practice within nuclear medicine.

Academic Council Lifetime Achievement Award


2024 RECIPIENT
Lisa Dickinson



The Academic Council Lifetime Achievement Award was established to recognize individuals who have demonstrated a lifetime of dedication to the success of the council and the field of nuclear medicine. This individual has consistently promoted lifelong learning, education, mentorship and leadership. This award is not necessarily given every year, but on the occasions that the Academic Board of Directors feels that an individual should receive the award.

Academic Council Tom Miller Memorial Lecture Award

2024 RECIPIENT
David Brandon, MD



The award was created to recognize the late Tom Miller, MD, PhD. Dr. Miller served as one of SNMMI's Scientific Program Committee Chairs for many years. His dedication to the society and the field were outstanding. The award recipient will receive a plaque and be expected to present a lecture during the Tom Miller session during the SNMMI Annual Meeting.

Brain Imaging Council Kuhl Lassen Award

2024 RECIPIENT
Gitte M. Knudsen, MD, PhD



The highest award of SNMMI's Brain Imaging Council was created to honor two founding pioneers in functional brain imaging: SNMMI member David E. Kuhl, M.D., and Nils Lassen. The Kuhl-Lassen Award is given annually to recognize a scientist who has made outstanding contributions and whose research in and service to the discipline of functional brain imaging is of the highest caliber.

Cardiovascular Council Hermann Blumgart Award


The highest award and honor bestowed by the Cardiovascular Council, based on scientific contributions to the field of cardiovascular nuclear medicine and service to the Council.



2024 RECIPIENT
Venkatesh L. Murthy, MD, PhD

Cardiovascular Council Outstanding Educator Award Lecture

Recognizes a current Cardiovascular Council member who has made extraordinary and consistent educational contributions to the nuclear cardiology community and to the SNMMI.



2024 RECIPIENT
Mouaz Al-Mallah, MD

General Clinical Nuclear Medicine Council Lecture Award

Recognizes a speaker who will present insights on the value of general clinical nuclear medicine in clinical practice as procedures, which remain bread-&-butter studies in many departments, paved the way for today's targeted imaging and therapy and many of today's nuclear medicine practitioners owe their careers to these procedures.



2024 RECIPIENT
Tim Van den Wyngaert, MD, PhD

General Clinical Nuclear Medicine Council Lifetime Achievement Award

Recognizes those physicians and scientists who have distinguished themselves through a career dedicated to the advancement of patient care through the field of Nuclear Medicine. These individuals will have provided outstanding contributions to the general nuclear medicine subspecialties including urogenital, pulmonary, musculoskeletal, endocrine and gastrointestinal imaging that have advanced the field to allow improved clinical diagnosis and patient care.



2024 RECIPIENT
Bennett Greenspan,
MD, FACNM, FSNMMI

MIRD Committee Loevinger-Berman Award

The Loevinger-Berman Award is given in recognition of excellence pertaining to the field of internal dosimetry as it relates to nuclear medicine through research and/or development, significant publication contributions, or advancement of the understanding of internal dosimetry in relationship to risk and therapeutic efficacy.



2024 RECIPIENT
Professor Katarina Sjögren Gleisner

Physics, Instrumentation, and Data Sciences Council Hoffman Lecture Award


The highest award of SNMMI's Physics, Instrumentation, and Data Sciences Council created to honor the memory of Professor Edward J. Hoffman. It recognizes scientists in the field of nuclear medicine for their service and devotion to research and development of nuclear medicine instrumentation and to educating and training the next generation of scientists



2024 RECIPIENT
Jinyi Qi, PhD

Tracey Lynn Faber Award

Given each year to support advancement of women in medical imaging sciences. The Award is given either to an individual who has significantly promoted the advancement of women in medical imaging sciences, or to a woman in early- or mid-career who has made significant contributions to medical imaging sciences.



2024 RECIPIENT
Elena Marie Zannoni, PhD

Correlative Imaging Council Barry Siegel Lecture

Honors an individual who had made groundbreaking and consistent educational contributions to correlative imaging and to SNMMI and the Physics, Instrumentation, and Data Sciences Council. Dr. Barry Siegel made outstanding contributions to correlative imaging, namely, regarding the National Oncologic PET Registry (NOPR) and its tremendous impact on PET/CT imaging and reimbursement.



2024 RECIPIENT
Steven Rowe, MD, PhD

Radiopharmaceutical Sciences Council Berson-Yalow Award

2024 RECIPIENT
Emily Murrell, PhD



Celebrates the contributions of Solomon A. Berson, MD, and Rosalyn S. Yalow, PhD (Nobel Laureate 1977), who pioneered the principle of the competitive binding assay and used it to develop the field of radioimmunoassay, which become a mainstay of early nuclear medicine. Since radioimmunoassay is no longer used extensively, this award will continue to recognize outstanding original work in the field of Nuclear Medicine and recognize the use of competitive receptor-binding assays in vitro and/or in vivo.

Michael J. Welch Award

2024 RECIPIENT
Suzanne E. Lapi, PhD



Recognizes individuals who have made an outstanding contribution to the field of radiopharmaceutical sciences, have been involved in mentoring students, postdoctoral fellows and junior faculty, and have been involved in community service to the field of radiopharmaceutical chemistry and molecular imaging.

Michael J. Welch Postdoctoral Travel Grant

2024 RECIPIENT
Yang Sun, PhD



Awarded to a post-doctoral individual who has demonstrated a novel approach to radiochemistry.

Sally W. Schwarz Award for Outstanding Contribution in Radiopharmacy

2024 RECIPIENT
Stephen Dragotakes, BS,
RPh, BCNP, FAPhA



The Sally W. Schwarz Award was created as a means of recognizing individuals who have made an outstanding contribution to the field of radiopharmacy. This contribution can be in the form of radiopharmaceutical development, production and/or translation of radiopharmaceuticals for nuclear medicine and molecular imaging, and/or significant contributions to the regulatory oversight of radiopharmaceutical supply and administration, and/or in the mentoring and education of the next generation of radiopharmacists.

Therapy Center of Excellence Saul Hertz Award

2024 RECIPIENT
Michael Hofman, MBBS



Established in honor of the professional achievements of Dr. Hertz as the pioneer of Radioiodine Therapy, this award recognizes individuals who have made outstanding contributions to radionuclide therapy.

Center for Molecular Imaging Innovation and Translation Laboratory Professional Recognition Award

2024 RECIPIENT
Armando Garcia, BSc



Recognizes innovative/novel and high-impact tools, techniques, and practices in molecular imaging laboratory professionals. Its purpose is to promote the innovative efforts and exemplary accomplishments by individuals in the lab who may not have the opportunity to receive recognition in other arenas.

CMIT Lalita and Mathew (Madhukar) Thakur Award

2024 RECIPIENT
Olujide Oyeniran



This SNMMI award for outstanding investigation in Translational Nuclear Medicine and Molecular Imaging will serve as a token of Lalita's appreciation of all those at SNMMI who contribute extensively to improve the quality of life of patients worldwide.

Improved, ethanol-free [11C]butanol radiosynthesis for assessing blood-brain barrier integrity using hybrid PET/MR

PET Center of Excellence Peter E. Valk, MD, Memorial Lectureship

2024 RECIPIENT
Farrokh Dehdashti, MD, FSNMMI



Created to honor the memory of Dr. Valk, a pioneer in the establishment of PET as an important clinical study, this Award recognizes individuals who have made significant contributions to the advancement of PET, including PET/CT, PET/MRI and other emerging technologies, as well as those individuals who are dedicated to the PET Center of Excellence.

Research, Grants, and Scholarships

Mars Shot Research Fund

The goal of the SNMMI Mars Shot Research Fund is to support innovative, transformative, nuclear medicine imaging and radiopharmaceutical therapy research. Today, we can prolong the lives of patients with cancer with RPTs. Tomorrow, we may be able to cure cancer in many patients with cutting edge use of imaging and RPT tools.

MARS SHOT RESEARCH GRANT 2024 RECIPIENT:

Labros Meimetis

Targeted Radiovaccination for Castration Resistant Prostate Cancer

MARS SHOT PROSTATE CANCER RESEARCH GRANT 2024 RECIPIENT:

Jason Lewis

Evaluation of Alpha- versus Beta-Particle Targeted Radiotherapy for Treatment of PSMA Heterogeneous Prostate Cancer

Mitzi & William Blahd, MD, Pilot Research Grant — Funded by the ERF

Supports a basic or clinical scientist in the early stages of their career conducting research that may lead to further funding.

2024 RECIPIENT: Elena Marie Zannoni, PhD

ERF SNMMI-TS Bachelor's or Master's Degree Completion Scholarship

Serves to support current nuclear medicine student technologists in a BS or MS nuclear medicine technology training program or nuclear medicine technologists who are pursuing a BS or MS degree related to their nuclear medicine careers.

2024 RECIPIENT: Brianna Reidel

ERF SNMMI-TS Advanced Degree Scholarship

Serves to support a student who is pursuing an advanced program to advance his/her career in nuclear medicine.

2024 RECIPIENT: Keexia Osborne, CNMT

Paul Cole Technologist Scholarship — Funded by the ERF

Named in memory of Paul Cole, CNMT, President of the SNMMI Technologist Section (SNMMI-TS) in 1986 and known champion of education for technologists, this scholarship supports a student in training (or accepted) at an accredited nuclear medicine technology program.

2024 RECIPIENTS: Hannah Ballard, Jaden Bardens, Caleb Cook, Erin Gibson, Katelyn LaLonde, Jonika Lattimore-Houston, Natalie Maufort, Mason Rogers, Katharine Sturgeon, Gary Suzuki, Young Thornton

SNMMI-TS Career Advancement Grant — Funded by ARRT

Supports nuclear medicine technologists pursuing additional educational opportunities to advance their professional career.

2024 RECIPIENTS: Fernando Anleu, Ejda Bajric, Nicole Beaulieu, Courtney Cross, Morgan Dunnivan, Keexia Osborne

Medical & Science Student Research Grant — Funded by the SNMMI Value Initiative

Supports the participation of high-achieving students in a molecular imaging/therapy research project, introducing them to molecular imaging and targeted radiotherapy as a potential career path.

2024 RECIPIENTS: Aditya Misra, Anuja Konda, Bella Salerno, Fardeen Ahmed, Luke Polson, Narjes, Hajimollaheydar, Suyu Li, Uttkarsh Chaurasia, Vishnu Murthy

Mickey Williams Minority Scholarship — Funded by the PDEF

This scholarship honors the memory of Mickey Williams, a past SNMMI-TS president who immigrated to the United States from Jamaica and supports minority pursuing a two- or four-year degree in nuclear medicine.

2024 RECIPIENT: Mike No and Justin Flores

PDEF Professional Development Scholarship

Serves to support a student who is employed as a technologist and is actively pursuing an advanced degree related to his/her nuclear medicine career.

2024 RECIPIENT: Christopher Owens, CNMT, PET

The Sipra and Gopal Saha Scholarship

The Sipra and Gopal Saha Scholarship for SNMMI-TS Students is for nuclear medicine technologist students in the final year of their nuclear medicine technology program. Candidates show commitment to the field and must stand out in the clinic.

2024 RECIPIENTS: Zachary Olson and Andrew Voter

2024 Publication Awards

The Journal of Nuclear Medicine Editors' Choice Awards

EDITORS' CHOICE AWARD FOR THE BEST CLINICAL ARTICLE IN 2023

is presented to

Johanna Diekmann, Jonas Neuser, Manuel Röhrich, Thorsten Derlin, Carolin Zwadlo, Tobias Koenig, Desiree Weiberg, Felix Jäckle, Tibor Kempf, Tobias L. Ross, Jochen Tillmanns, James T. Thackeray, Julian Widder, Uwe Haberkorn, Johann Bauersachs, and Frank M. Bengel

Department of Nuclear Medicine, Hannover Medical School, Hannover, Germany

for

Molecular Imaging of Myocardial Fibroblast Activation in Patients with Advanced Aortic Stenosis Before Transcatheter Aortic Valve Replacement: A Pilot Study

J Nucl Med. 2023; 64:1279–1286

EDITORS' CHOICE AWARD FOR THE BEST BASIC SCIENCE ARTICLE IN 2023

is presented to

Spencer D. Lindeman, Ramesh Mukkamala, Autumn Horner, Pooja Tudi, Owen C. Booth, Roxanne Huff, Joshua Hinsey, Anders Hovstadius, Peter Martone, Fenghua Zhang, Madduri Srinivasarao, Abigail Cox, and Philip S. Low

Department of Chemistry and Institute for Drug Discovery, Purdue University, West Lafayette, Indiana

for

Fibroblast Activation Protein–Targeted Radioligand Therapy for Treatment of Solid Tumors

J Nucl Med. 2023; 64:759–766

EDITORS' CHOICE AWARD FOR THE OVERALL BEST ARTICLE IN 2023

is presented to

Johanna Diekmann, Jonas Neuser, Manuel Röhrich, Thorsten Derlin, Carolin Zwadlo, Tobias Koenig, Desiree Weiberg, Felix Jäckle, Tibor Kempf, Tobias L. Ross, Jochen Tillmanns, James T. Thackeray, Julian Widder, Uwe Haberkorn, Johann Bauersachs, and Frank M. Bengel

Department of Nuclear Medicine, Hannover Medical School, Hannover, Germany

for

Molecular Imaging of Myocardial Fibroblast Activation in Patients with Advanced Aortic Stenosis Before Transcatheter Aortic Valve Replacement: A Pilot Study

J Nucl Med. 64:1279–1286

Journal of Nuclear Medicine Technology Outstanding Article Awards

**OUTSTANDING ARTICLE AWARD
FOR 1ST PLACE ARTICLE IN 2023**

is presented to

Skylla Bamforth, Daphne J. James, Christopher Skilton, and Anthony Smith

School of Health Sciences,
University of Newcastle,
Callaghan, New South
Wales, Australia

for

Investigating a Technologist-
Driven Injection Technique
in Lymphoscintigraphy
at a Single Rural Center:
A Retrospective Audit

J Nucl Med Technol.
2023, 51:220–226

**OUTSTANDING ARTICLE AWARD
FOR 2ND PLACE ARTICLE IN 2023**

is presented to

Stephen Edmonds, Jennifer Davidson, Rosanne Joseph, and Madhusudan Vyas

Mercy Radiology, Auckland,
New Zealand

for

Imaging Pathway of a
Pediatric Patient with
Succinate Dehydrogenase
B-Deficient Paraganglioma

J Nucl Med Technol.
2023, 51:318–322

**OUTSTANDING ARTICLE AWARD
FOR 3RD PLACE ARTICLE IN 2023**

is presented to

Jaime Warren

MedAxiom, Neptune
Beach, Florida

for

Alternative Isotope Options
for Amyloidosis Imaging: A
Technologist's Perspective

J Nucl Med Technol.
2023, 51:117–119

**OUTSTANDING ARTICLE
AWARD FOR BEST CONTINUING
EDUCATION ARTICLE IN 2023**

is presented to

Monica Embry-Dierson, Mary Beth Farrell, Eric Schockling, Jaime Warren, and Scott Jerome

Noninvasive Cardiology,
Norton Audubon Hospital,
Louisville, Kentucky

for

Cardiac Amyloidosis Imaging,
Part I: Amyloidosis Etiology
and Image Acquisition

J Nucl Med Technol.
2023, 51:83–89

**OUTSTANDING ARTICLE
AWARD FOR BEST EDUCATORS'
FORUM ARTICLE IN 2023**

is presented to

Geoffrey Currie and Kym Barry

Charles Sturt University,
Wagga Wagga, New
South Wales, Australia

for

ChatGPT in Nuclear
Medicine Education

J Nucl Med Technol.
2023, 51:247–254

2024 Alavi-Mandell Awards – For JNM Articles Published in 2023

²²⁵Ac-MACROPATATE: A Novel α -Particle Peptide Receptor Radionuclide Therapy for Neuroendocrine Tumors

A. Paden King, Nicholas T. Gutsche, Natarajan Raju, Stanley Fayn, Kwamena E. Baidoo, Meghan M. Bell, Colleen S. Olkowski, Rolf E. Swenson, Frank I. Lin, Samira M. Sadowski, Stephen S. Adler, Nikki A. Thiele, Justin J. Wilson, Peter L. Choyke, and Freddy E. Escorcia

Molecular Imaging Branch, Center for Cancer Research, National Cancer Institute, National Institutes of Health, Bethesda, Maryland

J Nucl Med 2023; 64:549–554

Evaluation of [⁶⁸Ga]-DOTATOC PET/MRI in Patients with Meningioma of the Subcranial and Intraorbital Space

Aleksandar Milosevic, Hanna Styczen, Johannes Grueneisen, Yan Li, Manuel Weber, Wolfgang P. Fendler, Julian Kirchner, Philipp Damman, Karsten Wrede, Lazaros Lazaridis, Martin Glas, Maja Guberina, Anja Eckstein, Tobias Blau, Ken Herrmann, Lale Umutlu, Michael Forsting, Cornelius Deuschl, and Benedikt Schaarschmidt

Institute of Diagnostic and Interventional Radiology and Neuroradiology, University Hospital Essen, Düsseldorf, Germany

J Nucl Med 2023; 64:1185–1190

Membrane and Nuclear Absorbed Doses from ¹⁷⁷Lu and ¹⁶¹Tb in Tumor Clusters: Effect of Cellular Heterogeneity and Potential Benefit of Dual Targeting—A Monte Carlo Study

Alexandre Larouze, Mario Alcocer-Ávila, Clément Morgat, Christophe Champion, and Elif Hindîé

Université de Bordeaux–CNRS–CEA, Centre Lasers Intenses et Applications, UMR 5107, Talence, France

J Nucl Med 2023; 64:1619–1624

Human Epidermal Growth Factor Receptor 2–Targeting [⁶⁸Ga]Ga-ABY-025 PET/CT Predicts Early Metabolic Response in Metastatic Breast Cancer

Ali Alhuseinalkhudhur, Henrik Lindman, Per Liss, Tora Sundin, Fredrik Y. Frejd, Johan Hartman, Victor Iyer, Joachim Feldwisch, Mark Lubberink, Caroline Rönnlund, Vladimir Tolmachev, Irina Velikyan, and Jens Sörensen

Division of Nuclear Medicine and PET, Department of Surgical Sciences, Uppsala University, Uppsala, Sweden

J Nucl Med 2023; 64:1364–1370

¹⁷⁷Lu-PSMA-I&T for Treatment of Metastatic Castration-Resistant Prostate Cancer: Prognostic Value of Scintigraphic and Clinical Biomarkers

Amir Karimzadeh, Matthias Heck, Robert Tauber, Karina Knorr, Bernhard Haller, Calogero D'Alessandria, Wolfgang A. Weber, Matthias Eiber, and Isabel Rauscher

Department of Nuclear Medicine,
School of Medicine, Technical University
of Munich, Munich, Germany

J Nucl Med 2023; 64:402–409

The Impact of PSMA PET-Based Eligibility Criteria Used in the Prospective Phase II TheraP Trial in Metastatic Castration-Resistant Prostate Cancer Patients Undergoing Prostate-Specific Membrane Antigen-Targeted Radioligand Therapy

Amir Karimzadeh, Matthias Heck, Robert Tauber, Esteban Solaris, Stephan Nekolla, Karina Knorr, Bernhard Haller, Calogero D'Alessandria, Wolfgang A. Weber, Matthias Eiber, and Isabel Rauscher

Department of Nuclear Medicine,
School of Medicine, Technical University
of Munich, Munich, Germany

J Nucl Med 2023; 64:1252–1258

Improved Quality of Life in Metastatic Castration-Resistant Prostate Cancer Patients Receiving Consecutive Cycles of ¹⁷⁷Lu-PSMA I&T

Amir Karimzadeh, Paula Soeiro, Benedikt Feuerecker, Charlotte-Sophie Hecker, Karina Knorr, Matthias M. Heck, Robert Tauber, Calogero D'Alessandria, Wolfgang A. Weber, Matthias Eiber, and Isabel Rauscher

Department of Nuclear Medicine,
School of Medicine, Technical University
of Munich, Munich, Germany

J Nucl Med 2023; 64:1765–1771

⁶⁸Ga-PSMA PET/CT for Response Evaluation of ²²³Ra Treatment in Metastatic Prostate Cancer

Anouk C. de Jong, Marcel Segbers, Sui Wai Ling, Laura H. Graven, Niven Mehra, Paul Hamberg, Tessa Brabander, Ronald de Wit, and Astrid A.M. van der Veldt

Department of Medical Oncology, Erasmus MC
Cancer Institute, Rotterdam, The Netherlands

J Nucl Med 2023; 64:1556–1562

The Use of Tau PET to Stage Alzheimer Disease According to the Braak Staging Framework

Arthur C. Macedo, Cécile Tissot, Joseph Therriault, Stijn Servaes, Yi-Ting Wang, Jaime Fernandez-Arias, Nesrine Rahmouni, Firoza Z. Lussier, Marie Vermeiren, Gleb Bezgin, Paolo Vitali, Kok Pin Ng, Eduardo R. Zimmer, Marie-Christine Guiot, Tharick A. Pascoal, Serge Gauthier, and Pedro Rosa-Neto

Department of Neurology and Neurosurgery,
McGill University, Montréal, Québec, Canada

J Nucl Med 2023; 64:1171–1178

Diagnostic Accuracy of ^{99m}Tc-Sestamibi SPECT/CT for Characterization of Solid Renal Masses

Ashwin Singh Parihar, Joyce Mhlanga, Carrie Ronstrom, Lisa R. Schmidt, Robert S. Figenshau, Farrokh Dehdashti, and Richard L. Wahl

Mallinckrodt Institute of Radiology, Washington
University School of Medicine, St. Louis, Missouri

J Nucl Med 2023; 64:90–95

Adverse Clinical Events at the Injection Site Are Exceedingly Rare After Reported Radiopharmaceutical Extravasation in Patients Undergoing ^{99m}Tc -MDP Whole-Body Bone Scintigraphy: A 12-Year Experience

Ashwin Singh Parihar, Lisa R. Schmidt, John Crandall, Farrokh Dehdashti, and Richard L. Wahl

Mallinckrodt Institute of Radiology, Washington University School of Medicine, St. Louis, Missouri

J Nucl Med 2023; 64:485–490

Multimodality Imaging of Aortic Valve Calcification and Function in a Murine Model of Calcific Aortic Valve Disease and Bicuspid Aortic Valve

Azmi A. Ahmad, Mean Ghim, Jakub Toczek, Afarin Neishabouri, Devi Ojha, Zhengxing Zhang, Kiran Gona, Muhammad Zawwad Raza, Jae-Joon Jung, Gunjan Kukreja, Jiasheng Zhang, Nicole Guerrero, Chi Liu, and Mehran M. Sadeghi

Yale Cardiovascular Research Center, Section of Cardiovascular Medicine, Department of Internal Medicine, Yale School of Medicine, New Haven, Connecticut, and Veterans Affairs Connecticut Healthcare System, West Haven, Connecticut

J Nucl Med 2023; 64:1487–1494

Intraoperative Molecular Fluorescence Imaging of Pancreatic Cancer by Targeting Vascular Endothelial Growth Factor: A Multicenter Feasibility Dose-Escalation Study

Babs G. Sibinga Mulder, Marjory Koller, Evelien W. Duiker, Arantza Farina Sarasqueta, Jakobus Burggraaf, Vincent E. de Meijer, Alexander L. Vahrmeijer, Frederik J.H. Hoogwater, Bert A. Bonsing, Gooitzen M. van Dam, J. Sven D. Mieog, and Bobby K. Pranger

Department of Surgery, Leiden University Medical Center, Leiden, The Netherlands

J Nucl Med 2023; 64:82–89

Ambient Light Resistant Shortwave Infrared Fluorescence Imaging for Preclinical Tumor Delineation via the pH Low-Insertion Peptide Conjugated to Indocyanine Green

Benedict Edward Mc Larney, Mijin Kim, Sheryl Roberts, Magdalena Skubal, Hsiao-Ting Hsu, Anuja Ogirala, Edwin C. Pratt, Naga Vara Kishore Pillarsetty, Daniel A. Heller, Jason S. Lewis, and Jan Grimm

Molecular Pharmacology Program, Memorial Sloan Kettering Cancer Center, New York, New York

J Nucl Med 2023; 64:1647–1653

PSMA-Directed Imaging and Therapy of Salivary Gland Tumors: A Single-Center Retrospective Study

Caner Civan, Stefan Kasper, Christoph Berliner, Pedro Fragoso-Costa, Viktor Grünwald, Michael Pogorzelski, Benedikt Michael Schaarschmidt, Stephan Lang, David Kersting, Michael Nader, Katharina Lücknerath, Ken Herrmann, Wolfgang P. Fendler, and Manuel Weber

Department of Nuclear Medicine, University Hospital Essen, Essen, Germany

J Nucl Med 2023; 64:372–378

Evaluation of Tau Radiotracers in Chronic Traumatic Encephalopathy

Cassis Varlow and Neil Vasdev

Azrieli Centre for Neuro-Radiochemistry, Brain Health Imaging Centre, Centre for Addiction and Mental Health, and Institute of Medical Science, University of Toronto, Toronto, Ontario, Canada

J Nucl Med 2023; 64:460–465

Tandem Isotope Therapy with ^{225}Ac - and ^{177}Lu -PSMA-617 in a Murine Model of Prostate Cancer

Catherine Meyer, Andreea Stuparu, Katharina Lueckerath, Jeremie Calais, Johannes Czernin, Roger Slavik, and Magnus Dahlbom

Ahmanson Translational Theranostics Division, Department of Molecular and Medical Pharmacology, David Geffen School of Medicine, UCLA, Los Angeles, California

J Nucl Med 2023; 64:1772–1778

The Association of Age-Related and Off-Target Retention with Longitudinal Quantification of [^{18}F]MK6240 Tau PET in Target Regions

Cécile Tissot, Stijn Servaes, Firoza Z. Lussier, João Pedro Ferrari-Souza, Joseph Therriault, Pâmela C.L. Ferreira, Gleb Bezgin, Bruna Bellaver, Douglas Teixeira Leffa, Sulantha S. Mathotaarachchi, Mira Chamoun, Jenna Stevenson, Nesrine Rahmouni, Min Su Kang, Vanessa Pallen, Nina Margherita-Poltronetti, Yi-Ting Wang, Jaime Fernandez-Arias, Andrea L. Benedet, Eduardo R. Zimmer, Jean-Paul Soucy, Dana L. Tudorascu, Annie D. Cohen, Madeleine Sharp, Serge Gauthier, Gassan Massarweh, Brian Lopresti, William E. Klunk, Suzanne L. Baker, Victor L. Villemagne, Pedro Rosa-Neto, and Tharick A. Pascoal

McGill University, Montreal, Quebec, Canada

J Nucl Med 2023; 64:452–459

Early-Phase ^{18}F -Florbetapir and ^{18}F -Flutemetamol Images as Proxies of Brain Metabolism in a Memory Clinic Setting

Cecilia Boccalini, Débora Elisa Peretti, Federica Ribaldi, Max Scheffler, Sara Stampacchia, Szymon Tomczyk, Cristelle Rodriguez, Marie-Louise Montandon, Sven Haller, Panteleimon Giannakopoulos, Giovanni B. Frisoni, Daniela Perani, and Valentina Garibotto

Laboratory of Neuroimaging and Innovative

Molecular Tracers (NIMTlab), Geneva University Neurocenter and Faculty of Medicine, University of Geneva, Geneva, Switzerland

J Nucl Med 2023; 64:266–273

Single-Time-Point Imaging for Dosimetry After [^{177}Lu]Lu-DOTATATE: Accuracy of Existing Methods and Novel Data-Driven Models for Reducing Sensitivity to Time-Point Selection

Chang Wang, Avery B. Peterson, Ka Kit Wong, Molly E. Roseland, Matthew J. Schipper, and Yuni K. Dewaraja

Department of Biostatistics, University of Michigan, Ann Arbor, Michigan

J Nucl Med 2023; 64:1463–1470

^{161}Tb -DOTATOC Production Using a Fully Automated Disposable Cassette System: A First Step Toward the Introduction of ^{161}Tb into the Clinic

Chiara Favaretto, Pascal V. Grundler, Zeynep Talip, Stefan Landolt, Lebogang Sepini, Ulli Köster, Cristina Müller, Roger Schibli, Susanne Geistlich, and Nicholas P. van der Meulen

Center for Radiopharmaceutical Sciences, ETH-Paul Scherrer Institute, Villigen-PSI, Switzerland

J Nucl Med 2023; 64:1138–1144

^{18}F -FDG PET/CT in the Management of Osteosarcoma

Chiwoo Oh, Michael W. Bishop, Steve Y. Cho, Hyung-Jun Im, and Barry L. Shulkin

Department of Applied Bioengineering, Graduate School of Convergence Science and Technology, Seoul National University, Seoul, Republic of Korea

J Nucl Med 2023; 64:842–851

An Analysis of the Distribution of PSMA PET/CT-Positive Lymph Nodes and Their Coverage by Different Elective Nodal Radiation Volumes in Postoperative Prostate Cancer Patients

Christian Trapp, Dmytro Oliinyk, Paul Rogowski, Rieke von Bestenbostel, Ute Ganswindt, Minglun Li, Chukwuka Eze, Peter Bartenstein, Leonie Beyer, Harun Ilhan, Gabriel Sheikh, Lena Unterrainer, Christian Stief, Thilo Westhofen, Wolfgang G. Kunz, Marcus Unterrainer, Claus Belka, and Nina-Sophie Schmidt-Hegemann

Department of Radiation Oncology, University Hospital, LMU Munich, Munich, Germany

J Nucl Med 2023; 64:918–923

Molecular Markers Are Associated with Onset of Radioiodine Refractoriness in Patients with Papillary Thyroid Carcinoma

Christina Laschinsky, Sarah Theurer, Thomas Herold, Josefine Rawitzer, Frank Weber, Ken Herrmann, Tim Brandenburg, Dagmar Führer-Sakel, Wolfgang P. Fendler, and Manuel Weber

Department of Nuclear Medicine, University Hospital Essen, Essen, Germany

J Nucl Med 2023; 64:1865–1868

Gadolinium-Based Nanoparticles Sensitize Ovarian Peritoneal Carcinomatosis to Targeted Radionuclide Therapy

Clara Diaz Garcia-Prada, Léna Carmes, Salima Atis, Ali Parach, Alejandro Bertolet, Marta Jarlier, Sophie Poty, Daniel Suarez Garcia, Wook-Geun Shin, Stanislas Du Manoir, Jan Schuemann, Olivier Tillement, François Lux, Julie Constanzo, and Jean-Pierre Pouget

Institut de Recherche en Cancérologie de Montpellier, Inserm U1194, Université de Montpellier, Institut Régional du Cancer de Montpellier, Montpellier, France

J Nucl Med 2023; 64:1956–1964

Lesion Quantification Accuracy of Digital ⁹⁰Y PET Imaging in the Context of Dosimetry in Systemic Fibroblast Activation Protein Inhibitor Radionuclide Therapy

David Kersting, Walter Jentzen, Daniel Jeromin, Illektra-Antonia Mavroeydi, Maurizio Conti, Florian Büther, Ken Herrmann, Christoph Rischpler, Rainer Hamacher, Wolfgang P. Fendler, Robert Seifert, and Pedro Fragoso Costa

Department of Nuclear Medicine, West German Cancer Center (WTZ), University Hospital Essen, University of Duisburg-Essen, Essen, Germany

J Nucl Med 2023; 64:329–336

⁶⁸Ga-SSO-120 PET for Initial Staging of Small Cell Lung Cancer Patients: A Single-Center Retrospective Study

David Kersting, Patrick Sandach, Miriam Sraieb, Marcel Wiesweg, Martin Metzenmacher, Kaid Darwiche, Filiz Oezkan, Servet Bölükbas, Martin Stuschke, Lale Umutlu, Michael Nader, Rainer Hamacher, Wolfgang P. Fendler, Johannes Wienker, Wilfried E.E. Eberhardt, Martin Schuler, Ken Herrmann, and Hubertus Hautzel

Department of Nuclear Medicine, West German Cancer Center, University Hospital Essen, University of Duisburg-Essen, Essen, Germany

J Nucl Med 2023; 64:1540–1549

Longitudinal Tau PET Using ¹⁸F-Flortaucipir: The Effect of Relative Cerebral Blood Flow on Quantitative and Semiquantitative Parameters

Denise Visser, Hayel Tuncel, Rik Ossenkuppele, Maqsood Yaqub, Emma E. Wolters, Tessa Timmers, Emma Weltings, Emma M. Coomans, Marijke E. den Hollander, Wiesje M. van der Flier, Bart N.M. van Berckel, and Sandeep S.V. Golla

Department of Radiology and Nuclear Medicine, Amsterdam Neuroscience, Vrije Universiteit Amsterdam, Amsterdam UMC, Amsterdam, The Netherlands

J Nucl Med 2023; 64:281–286

Evaluation of Hepatotoxicity from Peptide Receptor Radionuclide Therapy in Patients with Gastroenteropancreatic Neuroendocrine Tumors and a Very High Liver Tumor Burden

Denise A. Gococo-Benore, Justin Kuhlman, Ephraim E. Parent, Akash Sharma, Joseph Accurso, Ming Yang, Ayse Tuba Kendi, Geoff Johnson, Mohamad Bassam Sonbol, Timothy Hobday, Thorvardur R. Halfdanarson, and Jason Starr

Department of Internal Medicine,
Mayo Clinic, Jacksonville, Florida

J Nucl Med 2023; 64:880–884

¹⁸F-AIF-NOTA-Octreotide Outperforms ⁶⁸Ga-DOTATATE/NOC PET in Neuroendocrine Tumor Patients: Results from a Prospective, Multicenter Study

Elin Pauwels, Frederik Cleeren, T rence Tshibangu, Michel Koole, Kim Serdons, Lennert Boeckxstaens, Jeroen Dekervel, Timon Vandamme, Willem Lybaert, Bliede Van den Broeck, Annouschka Laenen, Paul M. Clement, Karen Geboes, Eric Van Cutsem, Sigrid Stroobants, Chris Verslype, Guy Bormans, and Christophe M. Deroose

Nuclear Medicine, University Hospitals Leuven, and Nuclear Medicine and Molecular Imaging, Department of Imaging and Pathology, KU Leuven, Leuven, Belgium

J Nucl Med 2023; 64:632–638

Lack of Adherence to Guideline-Based Imaging Before Subsequent Radiation in Patients with Non-Small Cell Lung Cancer: Impact on Patient Outcomes

Emily Sterbis, Rifei Liang, Premal Trivedi, Jennifer Kwak, Erica Cohen Major, Sana D. Karam, and Rustain L. Morgan

Department of Radiology, University of Colorado Anschutz Medical Campus, Aurora, Colorado

J Nucl Med 2023; 64:75–81

A Head-to-Head Comparison Between Plasma pTau181 and Tau PET Along the Alzheimer's Disease Continuum

Emma M. Coomans, Inge M.W. Verberk, Rik Ossenkuppele, Sander C.J. Verfaillie, Denise Visser, Mariam Gouda, Hayel Tuncel, Emma E. Wolters, Tessa Timmers, Albert D. Windhorst, Sandeep S.V. Golla, Philip Scheltens, Wiesje M. van, der Flier, Bart N.M. van Berckel, and Charlotte E. Teunissen

Department of Radiology and Nuclear Medicine, Amsterdam Neuroscience, Vrije Universiteit Amsterdam, Amsterdam UMC, Amsterdam, The Netherlands

J Nucl Med 2023; 64:437–443

Immuno-PET Detects Antibody-Drug Potency on Coadministration with Statins

Emma L. Brown, Shayla Shmuel, Komal Mandleywala, Sandeep Surendra Panikar, Na-Keysha Berry, Yi Rao, Abbey Zidel, Jason S. Lewis, and Patr cia M.R. Pereira

Department of Radiology, Mallinckrodt Institute of Radiology, Washington University School of Medicine, St. Louis, Missouri

J Nucl Med 2023; 64:1638–1646

Tumor Control Probability and Small-Scale Monte Carlo Dosimetry: Effects of Heterogenous Intratumoral Activity Distribution in Radiopharmaceutical Therapy

Emma Mellhammar, Magnus Dahlbom, Oskar Vilhelmsson-Timmermand, and Sven-Erik Strand

Oncology, Department of Clinical Sciences Lund, Lund University, Lund, Sweden

J Nucl Med 2023; 64:1632–1637

PET Imaging of Neutrophil Elastase with ^{11}C -GW457427 in Acute Respiratory Distress Syndrome in Pigs

Emmi Puuvuori, Elena Chiodaroli, Sergio Estrada, Pierre Cheung, Norbert Lubenow, Jonathan Sigfridsson, Hampus Romelin, Sofie Ingvast, Mathias Elgland, Francesco Liggieri, Olle Korsgren, Gaetano Perchiazzi, Olof Eriksson, and Gunnar Antoni

Science for Life Laboratory, Department of Medicinal Chemistry, Uppsala University, Uppsala, Sweden

J Nucl Med 2023; 64:423–429

Estimating the Risk for Secondary Cancer After Targeted α -Therapy with ^{211}At Intraperitoneal Radioimmunotherapy

Erik Leidermark, Andreas Hallqvist, Lars Jacobsson, Per Karlsson, Erik Holmberg, Tom Bäck, Mia Johansson, Sture Lindgren, Stig Palm, and Per Albertsson

Region Västra Götaland, Sahlgrenska University Hospital, Gothenburg, Sweden

J Nucl Med 2023; 64:165–172

Prospective Phase II Trial of $[^{68}\text{Ga}]\text{Ga-NODAGA-E}[\text{c}(\text{RGDyK})]_2$ PET/CT Imaging of Integrin $\alpha_v\beta_3$ for Prognostication in Patients with Neuroendocrine Neoplasms

Esben Andreas Carlsen, Mathias Loft, Annika Loft, Dorota Czyzewska, Mikkel Andreassen, Seppo W. Langer, Ulrich Knigge, and Andreas Kjaer

Department of Clinical Physiology and Nuclear Medicine & Cluster for Molecular Imaging, Copenhagen University Hospital, Rigshospitalet & Department of Biomedical Sciences, University of Copenhagen, Copenhagen, Denmark

J Nucl Med 2023; 64:252–259

Detection of IL12/23p40 via PET Visualizes Inflammatory Bowel Disease

Farzaneh Rezazadeh, Nicholas Ramos, Allen-Dexter Saliganan, Najeeb Al-Hallak, Kang Chen, Bashar

Mohamad, Wendy N. Wiesend, and Nerissa T. Viola

Department of Oncology, Karmanos Cancer Institute, Wayne State University, Detroit, Michigan

J Nucl Med 2023; 64:1806–1814

Imaging Agents for PET of Inflammatory Bowel Disease: A Review

Farzaneh Rezazadeh, Aidan P. Kiline, and Nerissa T. Viola

Department of Oncology, Karmanos Cancer Institute, Wayne State University, Detroit, Michigan

J Nucl Med 2023; 64:1858–1864

Prognostic Value of Tumor Volume Assessment on PSMA PET After ^{177}Lu -PSMA Radioligand Therapy Evaluated by PSMA PET/CT Consensus Statement and RECIP 1.0

Felix Kind, Ann-Christin Eder, Cordula A. Jilg, Philipp E. Hartrampf, Philipp T. Meyer, Juri Ruf, and Kerstin Michalski

Department of Nuclear Medicine, Medical Center, University of Freiburg, Freiburg, Germany

J Nucl Med 2023; 64:605–610

$[^{18}\text{F}]\text{PI-2620}$ Binding Patterns in Patients with Suspected Alzheimer Disease and Frontotemporal Lobar Degeneration

Ganna Blazhenets, David N. Soleimani-Meigooni, Wesley Thomas, Nidhi Mundada, Matthias Brendel, Stephanie Vento, Lawren VandeVrede, Hilary W. Heuer, Peter Ljubenkov, Julio C. Rojas, Miranda K. Chen, Alinda N. Amuri, Zachary Miller, Maria L. Gorno-Tempini, Bruce L. Miller, Howie J. Rosen, Irene Litvan, Murray Grossman, Brad Boeve, Alexander Pantelyat, Maria Carmela Tartaglia, David J. Irwin, Brad C. Dickerson, Suzanne L. Baker, Adam L. Boxer, Gil D. Rabinovici, and Renaud La Joie

Memory and Aging Center, Department of Neurology, University of California, San Francisco, San Francisco, California

J Nucl Med 2023; 64:1980–1989

Evaluation of the Diagnostic Accuracy of FAPI PET/CT in Oncologic Studies: Systematic Review and Metaanalysis

Grayson Wass, Kari Clifford, and Rathan M. Subramaniam

Department of Medicine, Dunedin School of Medicine, University of Otago Medical School, Dunedin, New Zealand

J Nucl Med 2023; 64:1218–1224

A Single-Arm, Low-Dose, Prospective Study of ^{177}Lu -EB-PSMA Radioligand Therapy in Patients with Metastatic Castration-Resistant Prostate Cancer

Guochang Wang, Jie Zang, Yuanyuan Jiang, Qingxing Liu, Huimin Sui, Rongxi Wang, Xinrong Fan, Jingjing Zhang, Zhaohui Zhu, and Xiaoyuan Chen

Department of Nuclear Medicine, State Key Laboratory of Complex Severe and Rare Diseases, Beijing Key Laboratory of Molecular Targeted Diagnosis and Therapy in Nuclear Medicine, Peking Union Medical College Hospital, Chinese Academy of Medical Sciences, Peking Union Medical College, Beijing, China

J Nucl Med 2023; 64:611–617

^{18}F -Labeled Somatostatin Analogs as PET Tracers for the Somatostatin Receptor: Ready for Clinical Use

Hannes Leupe, Stephen Ahenkorah, Jeroen Dekervel, Marcus Unterrainer, Eric Van Cutsem, Chris Verslype, Frederik Cleeren, and Christophe M. Deroose

Nuclear Medicine, University Hospitals Leuven, and Nuclear Medicine and Molecular Imaging, Department of Imaging and Pathology, University of Leuven, Leuven, Belgium

J Nucl Med 2023; 64:835–841

A Pilot Study of ^{68}Ga -PSMA11 and ^{68}Ga -RM2 PET/MRI for Evaluation of Prostate Cancer Response to High-Intensity Focused Ultrasound Therapy

Heying Duan, Pejman Ghanouni, Bruce Daniel, Jarrett Rosenberg, Guido A. Davidzon, Carina Mari Aparici, Christian Kunder, Geoffrey A. Sonn, and Andrei Iagaru

Division of Nuclear Medicine and Molecular Imaging, Department of Radiology, Stanford University, Stanford, California

J Nucl Med 2023; 64:592–597

A Pilot Study of ^{68}Ga -PSMA11 and ^{68}Ga -RM2 PET/MRI for Biopsy Guidance in Patients with Suspected Prostate Cancer

Heying Duan, Pejman Ghanouni, Bruce Daniel, Jarrett Rosenberg, Alan Thong, Christian Kunder, Carina Mari Aparici, Guido A. Davidzon, Farshad Moradi, Geoffrey A. Sonn, and Andrei Iagaru

Division of Nuclear Medicine and Molecular Imaging, Department of Radiology, Stanford University, Stanford, California

J Nucl Med 2023; 64:744–750

The Impact of Peptide Amount on Tumor Uptake to Assess PSMA Receptor Saturation on ^{68}Ga -PSMA-11 PET/CT in Patients with Primary Prostate Cancer

Hinke Siebinga, Judith olde Heuvel, Erik-Jan Rijkhorst, Jeroen J.M.A. Hendrikx, and Berlinda J. de Wit-van der Veen

Department of Nuclear Medicine, Netherlands Cancer Institute, Amsterdam, The Netherlands

J Nucl Med 2023; 64:63–68

Efficacy and Safety of ^{124}I -MIBG Dosimetry-Guided High-Activity ^{131}I -MIBG Therapy of Advanced Pheochromocytoma or Neuroblastoma

Ines Maric, Manuel Weber, Andre Prochnow, Jochen Schmitz, Nicole Unger, Benedikt M. Schaarschmidt, Thorsten D. Poeppel, Christoph Rischpler, Andreas Bockisch, Ken Herrmann, Walter Jentzen, and Wolfgang P. Fendler

Department of Nuclear Medicine, University Hospital Essen, University Duisburg-Essen, Essen, Germany

J Nucl Med 2023; 64:885–891

Differences in Failure-Free Survival After Salvage Radiotherapy Guided by Conventional Imaging Versus ^{18}F -Fluciclovine PET/CT in Postprostatectomy Patients: A Post Hoc Substratification Analysis of the EMPIRE-1 Trial

Ismaheel O. Lawal, Ashesh B. Jani, Omotayo A. Adediran, Subir Goyal, Olayinka A. Abiodun-Ojo, Vishal R. Dhere, Charles V. Marcus, Shreyas S. Joshi, Viraj A. Master, Pretesh R. Patel, Mark Goodman, Joseph W. Shelton, Omer Kucuk, Bruce Hershatter, Bridget Fielder, Raghuveer K. Halkar, and David M. Schuster

Department of Radiology and Imaging Sciences, Emory University, Atlanta, Georgia

J Nucl Med 2023; 64:586–591

Antigen-Dependent Inducible T-Cell Reporter System for PET Imaging of Breast Cancer and Glioblastoma

Jaehoon Shin, Matthew F.L. Parker, Iowis Zhu, Aryn Alanizi, Carlos I. Rodriguez, Raymond Liu, Payal B. Watchmaker, Mausam Kalita, Joseph Blecha, Justin Luu, Brian Wright, Suzanne E. Lapi, Robert R. Flavell, Hideho Okada, Thea D. Tlsty, Kole T. Roybal, and David M. Wilson

Department of Radiology and Biomedical Imaging, University of California, San Francisco, San Francisco, California

J Nucl Med 2023; 64:137–144

The Diagnostic Value of the Sentinel Node Procedure to Detect Occult Lymph Node Metastases in PSMA PET/CT Node-Negative Prostate Cancer Patients

Jan J. Duin, Hilda A. de Barros, Maarten L. Donswijk, Eva E. Schaaake, Tim M. van der Sluis, Esther M.K. Wit, Fijs W.B. van Leeuwen, Pim J. van Leeuwen, and Henk G. van der Poel

Department of Urology, Netherlands Cancer Institute–Antoni van Leeuwenhoek Hospital, Amsterdam, The Netherlands

J Nucl Med 2023; 64:1563–1566

Clinical Decision Support for Axillary Lymph Node Staging in Newly Diagnosed Breast Cancer Patients Based on ^{18}F -FDG PET/MRI and Machine Learning

Janna Morawitz, Benjamin Sigl, Christian Rubbert, Nils-Martin Bruckmann, Frederic Dietzel, Lena J. Häberle, Saskia Ting, Svjetlana Mohrmann, Eugen Ruckhäberle, Ann-Kathrin Bittner, Oliver Hoffmann, Pascal Baltzer, Panagiotis Kapetas, Thomas Helbich, Paola Clauser, Wolfgang P. Fendler, Christoph Rischpler, Ken Herrmann, Benedikt M. Schaarschmidt, Andreas Stang, Lale Umutlu, Gerald Antoch, Julian Caspers, and Julian Kirchner

Department of Diagnostic and Interventional Radiology, Medical Faculty, University of Duesseldorf, Duesseldorf, Germany

J Nucl Med 2023; 64:304–311

Incidental Airway Findings on PET/CT with ^{18}F -PSMA

Jason Orciuolo, Akash Sharma, Ephraim E. Parent, Joseph M. Accurso, Manoj K. Jain, and Jason R. Young

Liberty University College of Osteopathic Medicine, Lynchburg, Virginia

J Nucl Med 2023; 64:993

Specific Uptake in the Bone Marrow Causes High Absorbed Red Marrow Doses During [¹⁷⁷Lu]Lu-DOTATATE Treatment

Jens Hemmingsson, Johanna Svensson, Andreas Hallqvist, Katja Smits, Viktor Johanson, and Peter Bernhardt

Department of Medical Radiation Sciences, Institute of Clinical Sciences, Sahlgrenska Academy, Gothenburg, Sweden

J Nucl Med 2023; 64:1456–1462

Performance of ⁶⁸Ga-Labeled Fibroblast Activation Protein Inhibitor PET/CT in Evaluation of Erdheim–Chester Disease: A Comparison with ¹⁸F-FDG PET/CT

Jiangyu Ma, Qiao Yang, Li Huo, Jiawen Dai, Na Niu, and Xinxin Cao

Beijing Key Laboratory of Molecular Targeted Diagnosis and Therapy in Nuclear Medicine, Department of Nuclear Medicine, Peking Union Medical College Hospital, Chinese Academy of Medical Sciences, Beijing, China

J Nucl Med 2023; 64:1385–1391

Left Ventricular Strain from Myocardial Perfusion PET Imaging: Method Development and Comparison to 2-Dimensional Echocardiography

Jingwen Huang, Adam J. Mitchell, Ernest V. Garcia, C. David Cooke, Russell Folks, Maria Pernetz, Abhinav Goyal, Marina Piccinelli, and Jonathon A. Nye

Department of Medicine, Emory University School of Medicine, Atlanta, Georgia

J Nucl Med 2023; 64:932–939

Molecular Imaging of Myocardial Fibroblast Activation in Patients with Advanced Aortic Stenosis Before Transcatheter Aortic Valve Replacement: A Pilot Study

Johanna Diekmann, Jonas Neuser, Manuel Röhrich, Thorsten Derlin, Carolin Zwadlo, Tobias Koenig, Desiree Weiberg, Felix Jäckle, Tibor Kempf, Tobias L. Ross, Jochen Tillmanns, James T. Thackeray, Julian Widder, Uwe Haberkorn, Johann Bauersachs, and Frank M. Bengel

Department of Nuclear Medicine, Hannover Medical School, Hannover, Germany

J Nucl Med 2023; 64:1279–1286

Somatostatin Receptor Antagonists as a Theranostic Option in Iodine-Refractory Thyroid Carcinoma

Johanna S. Enke, Ralph A. Bundschuh, Georgine Wienand, Nic G. Reitsam, Malte Kircher, Christian H. Pfob, Constantin Lapa, and Alexander Dierks

Nuclear Medicine, Faculty of Medicine, University of Augsburg, Augsburg, Germany

J Nucl Med 2023; 64:2001

Importance of Blood Glucose Management Before ¹⁸F-FDG PET/CT in 322 Patients with Bacteremia of Unknown Origin

Jordy P. Pijl, Andor W.J.M. Glaudemans, Olivier Gheysens, Riemer H.J.A. Slart, and Thomas C. Kwee

Medical Imaging Center, Department of Radiology, Nuclear Medicine and Molecular Imaging, University Medical Center Groningen, University of Groningen, Groningen, The Netherlands

J Nucl Med 2023; 64:1287–1294

[¹⁷⁷Lu]Lu-PSMA Therapy as an Individual Treatment Approach for Patients with High-Grade Glioma: Dosimetry Results and Critical Statement

Josefine Graef, Stephanie Bluemel, Winfried Brenner, Holger Amthauer, Peter Truckenmueller, David Kaul, Peter Vajkoczy, Julia S. Onken, and Christian Furth

Department of Nuclear Medicine, Charité-Universitätsmedizin Berlin, Berlin, Germany

J Nucl Med 2023; 64:892–895

Toward Single-Time-Point Image-Based Dosimetry of ¹⁷⁷Lu-PSMA-617 Therapy

Julia Brosch-Lenz, Astrid Delker, Friederike Völter, Lena M. Unterrainer, Lena Kaiser, Peter Bartenstein, Sibylle Ziegler, Arman Rahmim, Carlos Uribe, and Guido Böning

Department of Nuclear Medicine, University Hospital, LMU Munich, Munich, Germany

J Nucl Med 2023; 64:767–774

An International Study of Factors Affecting Variability of Dosimetry Calculations, Part 2: Overall Variabilities in Absorbed Dose

Julia Brosch-Lenz, Suqi Ke, Hao Wang, Eric Frey, Yuni K. Dewaraja, John Sunderland, and Carlos Uribe

Department of Integrative Oncology, BC Cancer Research Institute, Vancouver, British Columbia, Canada

J Nucl Med 2023; 64:1109–1116

Marshalling the Potential of Auger Electron Radiopharmaceutical Therapy

Julie Bolcaen, Mohamed A. Gizawy, Samantha Y.A. Terry, António Paulo, Bart Cornelissen, Aruna Korde, Jonathan Engle, Valery Radchenko, and Roger W. Howell

SSC Laboratory, Radiation Biophysics, NRF iThemba LABS, Cape Town, South Africa

J Nucl Med 2023; 64:1344–1351

Antihormonal-Treatment Status Affects ⁶⁸Ga-PSMA-HBED-CC PET Biodistribution in Patients with Prostate Cancer

Kilian Kluge, David Haberl, Holger Einspieler, Sazan Rasul, Sebastian Gutschmayer, Lukas Kenner, Gero Kramer, Bernhard Grubmüller, Shahrokh Shariat, Alexander Haug, and Marcus Hacker

Department of Biomedical Imaging and Image-Guided Therapy, Division of Nuclear Medicine, Medical University of Vienna, Vienna, Austria

J Nucl Med 2023; 64:1730–1736

Superior Tumor Detection for ⁶⁸Ga-FAPI-46 Versus ¹⁸F-FDG PET/CT and Conventional CT in Patients with Cholangiocarcinoma

Kim M. Pabst, Marija Trajkovic-Arsic, Phyllis F.Y. Cheung, Simone Ballke, Katja Steiger, Timo Bartel, Benedikt M. Schaarschmidt, Aleksandar Milosevic, Robert Seifert, Michael Nader, Lukas Kessler, Jens T. Siveke, Katharina Lueckerath, Stefan Kasper, Ken Herrmann, Nader Hirmas, Hartmut H. Schmidt, Rainer Hamacher, and Wolfgang P. Fendler

Department of Nuclear Medicine, West German Cancer Center, University Hospital Essen, Essen, Germany

J Nucl Med 2023; 64:1049–1055

Preclinical Comparison of the ⁶⁴Cu- and ⁶⁸Ga-Labeled GRPR-Targeted Compounds RM2 and AMTG, as Well as First-in-Humans [⁶⁸Ga]Ga-AMTG PET/CT

Lena Koller, Markus Joksich, Sarah Schwarzenböck, Jens Kurth, Martin Heuschkel, Nadine Holzleitner, Roswitha Beck, Gunhild von Amsberg, Hans-Jürgen Wester, Bernd Joachim Krause, and Thomas Günther

Pharmaceutical Radiochemistry, Technical University of Munich, Garching, Germany

J Nucl Med 2023; 64:1654–1659

[⁶⁸Ga]Ga-FAPI-46 PET for Visualization of Postinfarction Renal Fibrosis

Lena M. Unterrainer, Anthony E. Sisk, Johannes Czernin, Brian M. Shuch, Jeremie Calais, and Masatoshi Hotta

Ahmanson Translational Theranostics Division, Department of Molecular and Medical Pharmacology, David Geffen School of Medicine, UCLA, Los Angeles, California

J Nucl Med 2023; 64:1660–1661

Prostate-Specific Membrane Antigen Expression on PET/CT in Patients with Metastatic Castration-Resistant Prostate Cancer: A Retrospective Observational Study

Letizia Calderoni, Elisa Maietti, Andrea Farolfi, Riccardo Mei, Karly S. Louie, Michael Groaning, and Stefano Fanti

Nuclear Medicine Division, IRCCS Azienda Ospedaliero-Universitaria di Bologna, Policlinico Di S. Orsola, Bologna, Italy

J Nucl Med 2023; 64:910–917

Clinical Evaluation of ⁶⁸Ga-FAPI-RGD for Imaging of Fibroblast Activation Protein and Integrin $\alpha_v\beta_3$ in Various Cancer Types

Liang Zhao, Xuejun Wen, Weizhi Xu, Yizhen Pang, Long Sun, Xiaoming Wu, Pengfei Xu, Jingjing Zhang, Zhide Guo, Qin Lin, Xiaoyuan Chen, and Haojun Chen

Department of Nuclear Medicine and Minnan PET Center, Xiamen Cancer Center, First Affiliated Hospital of Xiamen University, School of Medicine, Xiamen University, Xiamen, China

J Nucl Med 2023; 64:1210–1217

Dosimetric Variability Across a Library of Computational Tumor Phantoms

Lukas M. Carter, Simone Krebs, Harry Marquis, Juan C. Ocampo Ramos, Edmond A. Olguin, Emilia O. Mason, Wesley E. Bolch, Pat B. Zanzonico, and Adam L. Kesner

Department of Medical Physics, Memorial Sloan Kettering Cancer Center, New York, New York

J Nucl Med 2023; 64:782–790

Prognostic Role of ⁶⁸Ga-PSMA11 PET-Based Response in Patients with Prostate Cancer Undergoing Taxane-Based Chemotherapy

Lukas Lunger, Maythinee Chantadisai, Amir Karimzadeh, Isabel Rauscher, Calogero D'Alessandria, Benedikt Feuerecker, Thomas Langbein, Robert Tauber, Stefan Schiele, Wolfgang Weber, and Matthias Eiber

Department of Urology, Rechts der Isar Medical Center, Technical University of Munich, Munich, Germany

J Nucl Med 2023; 64:896–901

MIRD Pamphlet No. 28, Part 2: Comparative Evaluation of MIRDcalc Dosimetry Software Across a Compendium of Diagnostic Radiopharmaceuticals

Lukas M. Carter, Juan C. Ocampo Ramos, Edmond A. Olguin, Justin L. Brown, Daniel Lafontaine, Derek W. Jokisch, Wesley E. Bolch, and Adam L. Kesner

Department of Medical Physics, Memorial Sloan Kettering Cancer Center, New York, New York

J Nucl Med 2023; 64:1295–1303

⁶⁸Ga-Labeled Fibroblast Activation Protein Inhibitor (⁶⁸Ga-FAPI) PET for Pancreatic Adenocarcinoma: Data from the ⁶⁸Ga-FAPI PET Observational Trial

Lukas Kessler, Nader Hirmas, Kim M. Pabst, Rainer Hamacher, Justin Ferdinandus, Benedikt M. Schaarschmidt, Aleksandar Milosevic, Michael Nader, Lale Umutlu, Waldemar Uhl, Anke Reinacher-Schick, Celine Lugnier, David Witte, Marco Niedergethmann, Ken Herrmann, Wolfgang P. Fendler, and Jens T. Siveke

Department of Nuclear Medicine, University Hospital Essen, University of Duisburg-Essen, Essen, Germany

J Nucl Med 2023; 64:1910–1917

Correlation of SUV on Early Interim PET with Recurrence-Free Survival and Overall Survival in Primary Operable HER2-Positive Breast Cancer (the TBCRC026 Trial)

Maeve A. Hennessy, Jeffrey P. Leal, Chiung-Yu Huang, Lilja B. Solnes, Rita Denbow, Vandana G. Abramson, Lisa A. Carey, Minetta C. Liu, Mothaffar Rimawi, Jennifer Specht, Anna Maria Storniolo, Vicente Valero, Christos Vaklavas, Eric P. Winer, Ian E. Krop, Antonio C. Wolff, Ashley Cimino-Mathews, Richard L. Wahl, Vered Stearns, and Roisin M. Connolly

Cancer Research @UCC, Cork, Ireland

J Nucl Med 2023; 64:1690–1696

Three-Time-Point PET Analysis of ⁶⁸Ga-FAPI-46 in a Variety of Cancers

Mahnoosh Naeimi, Peter L. Choyke, Katharina Dendl, Yuriko Mori, Fabian Staudinger, Tadashi Watabe, Stefan A. Koerber, Manuel Röhrich, Jürgen Debus, Clemens Kratochwil, Uwe Haberkorn, and Frederik L. Giesel

Department of Nuclear Medicine, University Hospital Heidelberg, Heidelberg, Germany

J Nucl Med 2023; 64:618–622

Dual-Time-Point Posttherapy ¹⁷⁷Lu-PSMA-617 SPECT/CT Describes the Uptake Kinetics of mCRPC Lesions and Prognosticates Patients' Outcome

Manuela Straub, Jürgen Kupferschläger, Lina Maria Serna Higueta, Matthias Weissinger, Helmut Dittmann, Christian la Fougère, and Francesco Fiz

Department of Nuclear Medicine and Clinical Molecular Imaging, University Hospital, Tübingen, Germany

J Nucl Med 2023; 64:1431–1438

Response Monitoring in Metastatic Breast Cancer: A Prospective Study Comparing ¹⁸F-FDG PET/CT with Conventional CT

Marianne Vogsen, Frederik Harbo, Nick M. Jakobsen, Henriette J. Nissen, Sara E. Dahlsgaard-Wallenius, Oke Gerke, Jeanette D. Jensen, Jon T. Asmussen, Anne Marie B. Jylling, Poul-Erik Braad, Werner Vach, Marianne Ewertz, and Malene G. Hildebrandt

Department of Oncology, Odense University Hospital, Odense, Denmark

J Nucl Med 2023; 64:355–361

The Diagnostic Value of PSMA PET/CT in Men with Newly Diagnosed Unfavorable Intermediate-Risk Prostate Cancer

Marinus J. Hagens, Wietske I. Luining, Auke Jager, Maarten L. Donswijk, Zing Cheung, Maurits Wondergem, Daniela E. Oprea-Lager, André N. Vis, Pim J. van Leeuwen, and Henk G. van der Poel

Department of Urology, Netherlands Cancer Institute–Antoni van Leeuwenhoek Hospital, Amsterdam, The Netherlands

J Nucl Med 2023; 64:1238–1243

Temporal Changes in Coronary ^{18}F -Fluoride Plaque Uptake in Patients with Coronary Atherosclerosis

Marwa Daghem, Philip D. Adamson, Kang-Ling Wang, Mhairi Doris, Rong Bing, Edwin J.R. van Beek, Laura Forsyth, Michelle C. Williams, Evangelos Tzolos, Damini Dey, Piotr J. Slomka, Marc R. Dweck, David E. Newby, and Alastair J. Moss

British Heart Foundation Centre for Cardiovascular Science, University of Edinburgh, Edinburgh, United Kingdom

J Nucl Med 2023; 64:1478–1486

An Investigation of Lesion Detection Accuracy for Artificial Intelligence–Based Denoising of Low-Dose ^{64}Cu -DOTATATE PET Imaging in Patients with Neuroendocrine Neoplasms

Mathias Loft, Claes N. Ladefoged, Camilla B. Johnbeck, Esben A. Carlsen, Peter Oturai, Seppo W. Langer, Ulrich Knigge, Flemming L. Andersen, and Andreas Kjaer

Department of Clinical Physiology and Nuclear Medicine & Cluster for Molecular Imaging, Copenhagen University Hospital–Rigshospitalet & Department of Biomedical Sciences, University of Copenhagen, Copenhagen, Denmark

J Nucl Med 2023; 64:951–959

Comparison of Baseline ^{68}Ga -FAPI and ^{18}F -FDG PET/CT for Prediction of Response and Clinical Outcome in Patients with Unresectable Hepatocellular Carcinoma Treated with PD-1 Inhibitor and Lenvatinib

Meiqi Wu, Yanyu Wang, Qiao Yang, Xuezhu Wang, Xu Yang, Haiqun Xing, Xinting Sang, Xiang Li, Haitao Zhao, and Li Huo

Department of Nuclear Medicine, State Key Laboratory of Complex Severe and Rare Diseases, Center for Rare Diseases Research Beijing Key Laboratory of Molecular Targeted Diagnosis and Therapy in Nuclear Medicine, Peking Union Medical College Hospital, Chinese

Academy of Medical Science and Peking Union Medical College, Beijing, China

J Nucl Med 2023; 64:1532–1539

Comparative Evaluation of [^{18}F]5-Fluoroaminosuberic Acid and (4S)-4-3-[^{18}F]fluoropropyl)-L-Glutamate as System Formula–Targeting Radiopharmaceuticals

Milena Colovic, Hua Yang, Lily Southcott, Helen Merkens, Nadine Colpo, Francois Bénard, and Paul Schaffer

Life Sciences Division, TRIUMF, Vancouver, British Columbia, Canada

J Nucl Med 2023; 64:1314–1321

Imaging of Activated T Cells

Mohammad O. Sako and Benjamin M. Larimer

Department of Radiology, University of Alabama at Birmingham, Birmingham, Alabama

J Nucl Med 2023; 64:30–33

Fibroblast-Activation Protein PET and Histopathology in a Single-Center Database of 324 Patients and 21 Tumor Entities

Nader Hirmas, Rainer Hamacher, Miriam Sraieb, Marc Ingenwerth, Lukas Kessler, Kim M. Pabst, Francesco Barbato, Katharina Lueckerath, Stefan Kasper, Michael Nader, Hans-Ulrich Schildhaus, Claudia Kesch, Bastian von Tresckow, Christine Hanoun, Hubertus Hautzel, Clemens Aigner, Martin Glas, Martin Stuschke, Sherko Kümmel, Philipp Harter, Celine Lugnier, Waldemar Uhl, Marco Niedergethmann, Boris Hadaschik, Viktor Grünwald, Jens T. Siveke, Ken Herrmann, and Wolfgang P. Fendler

Department of Nuclear Medicine, University of Duisburg–Essen, and German Cancer Consortium (DKTK)–University Hospital Essen, Essen, Germany

J Nucl Med 2023; 64:711–716

Hybrid ^{18}F -Fluoroethyltyrosine PET and MRI with Perfusion to Distinguish Disease Progression from Treatment-Related Change in Malignant Brain Tumors: The Quest to Beat the Toughest Cases

Nathaniel J. Smith, Tristan K. Deaton, Wendy Territo, Brian Graner, Andrew Gauger, Scott E. Snyder, Michael L. Schulte, Mark A. Green, Gary D. Hutchins, and Michael C. Veronesi

School of Medicine, Indiana University, Indianapolis, Indiana

J Nucl Med 2023; 64:1087–1092

^{177}Lu -PSMA SPECT Quantitation at 6 Weeks (Dose 2) Predicts Short Progression-Free Survival for Patients Undergoing ^{177}Lu -PSMA-I&T Therapy

Nikeith John, Sarennya Pathmanandavel, Megan Crumbaker, William Counter, Bao Ho, Andrew O. Yam, Peter Wilson, Remy Niman, Maria Ayers, Aron Poole, Adam Hickey, Shikha Agrawal, Gary Perkins, Annukka Kallinen, Enid Eslick, Martin R. Stockler, Anthony M. Joshua, Andrew Nguyen and Louise Emmett

Department of Theranostics and Nuclear Medicine, St. Vincent's Hospital, Sydney, New South Wales, Australia

J Nucl Med 2023; 64:410–415

First-in-Humans PET/MRI of In Vivo GD2 Expression in Osteosarcoma

Nils Florian Trautwein, Gerald Reischl, Christian Seitz, Helmut Dittmann, Ferdinand Seith, Sophia Scheuermann, Tobias Feuchtinger, Frank Dombrowski, Rupert Handgretinger, Jörg Fuchs, Bernd Pichler, Christian la Fougère, and Johannes Schwenck

Department of Nuclear Medicine and Clinical Molecular Imaging, University of Tübingen, Tübingen, Germany

J Nucl Med 2023; 64:337–338

Long-Term Outcomes of Submaximal Activities of Peptide Receptor Radionuclide Therapy with ^{177}Lu -DOTATATE in Neuroendocrine Tumor Patients

Noémie S. Minczeles, Wouter W. de Herder, Richard A. Feelders, Frederik A. Verburg, Johannes Hofland, and Tessa Brabander

Section of Endocrinology, Department of Internal Medicine, ENETS Centre of Excellence Rotterdam, Erasmus MC and Erasmus MC Cancer Centre, Rotterdam, The Netherlands

J Nucl Med 2023; 64:40–46

Phase I Study of [^{68}Ga]Ga-Anti-CD206-sdAb for PET/CT Assessment of Protumorigenic Macrophage Presence in Solid Tumors (MMR Phase I)

Odrade Gondry, Catarina Xavier, Laurens Raes, Johannes Heemskerk, Nick Devoogdt, Hendrik Everaert, Karine Breckpot, Quentin Lecocq, Lore Decoster, Christel Fontaine, Denis Schallier, Sandrine Aspeslagh, Ilse Vaneycken, Geert Raes, Jo A. Van Ginderachter, Tony Lahoutte, Vicky Caveliers, and Marleen Keyaerts

MIMA, Department of Medical Imaging, Vrije Universiteit Brussel, Brussels, Belgium

J Nucl Med 2023; 64:1378–1384

Preclinical Evaluation of ^{89}Zr -Desferrioxamine-Bexmarilimab, a Humanized Antibody Against Common Lymphatic Endothelial and Vascular Endothelial Receptor-1, in a Rabbit Model of Renal Fibrosis

Olli Moisio, Jenni Virta, Emrah Yatkin, Heidi Liljenbäck, Senthil Palani, Riikka Viitanen, Maxwell W.G. Miner, Vesa Oikonen, Tuula Tolvanen, Danielle J. Vugts, Pekka Taimen, Xiang-Guo Li, Maija Hollmén, Sirpa Jalkanen, and Anne Roivainen

Turku PET Centre, University of Turku, Turku, Finland

J Nucl Med 2023; 64:555–560

Incidental Focal ^{68}Ga -FAPI-46 Uptake in a Urachal Remnant: A Potential Pitfall Mimicking a Malignant Peritoneal Lesion

Peter George Maliha, Mahbod Jafarvard, Johannes Czernin, Jeremie Calais, and Masatoshi Hotta

Ahmanson Translational Theranostics Division, Department of Molecular and Medical Pharmacology, David Geffen School of Medicine at UCLA, University of California Los Angeles, Los Angeles, California

J Nucl Med 2023; 64:992

Obstructive Sialadenitis from Oral Squamous Cell Carcinoma: [^{68}Ga]Ga-FAPI-46 PET-Positive and [^{18}F]FDG PET-Negative

Peter George Maliha, Abie H. Mendelsohn, Johannes Czernin, Taylor Howard, Jeremie Calais, and Masatoshi Hotta

Ahmanson Translational Theranostics Division, Department of Molecular and Medical Pharmacology, UCLA, Los Angeles, California

J Nucl Med 2023; 64:1839–1840

Elevated Body Mass Index Is Associated with Improved Overall Survival in Castration-Resistant Prostate Cancer Patients Undergoing Prostate-Specific Membrane Antigen-Directed Radioligand Therapy

Philipp E. Hartrampf, Patrick W. Mihatsch, Anna Katharina Seitz, Lilja B. Solnes, Steven P. Rowe, Martin G. Pomper, Hubert Kübler, Thorsten A. Bley, Andreas K. Buck, and Rudolf A. Werner

Department of Nuclear Medicine, University Hospital of Würzburg, Würzburg, Germany

J Nucl Med 2023; 64:1272–1278

Long Versus Short Axial Field of View Immuno-PET/CT: Semiquantitative Evaluation for ^{89}Zr -Trastuzumab

Philipp Mohr, Joyce van Sluis, Laura Providência, Johannes H. van Snick, Marjolijn N. Lub-de Hooge, Antoon T. Willemsen, Andor W.J.M. Glaudemans, Ronald Boellaard, Adriaan A. Lammertsma, Adrienne H. Brouwers, and Charalampos Tsoumpas

Department of Nuclear Medicine and Molecular Imaging, University Medical Center Groningen, University of Groningen, Groningen, The Netherlands

J Nucl Med 2023; 64:1815–1820

PSMA PET/CT for Response Assessment and Overall Survival Prediction in Patients with Metastatic Castration-Resistant Prostate Cancer Treated with Androgen Receptor Pathway Inhibitors

Qaid Ahmed Shagera, Ioannis Karfis, Paulus Kristanto, Sideris Spyridon, Romain Diamand, Albert Santapau, Alexandre Peltier, Thierry Roumeguère, Patrick Flamen, and Carlos Artigas

Department of Nuclear Medicine, Institut Jules Bordet, Hôpital Universitaire de Bruxelles, Université Libre de Bruxelles, Brussels, Belgium

J Nucl Med 2023; 64:1869–1875

Unspecific ^{18}F -PSMA-1007 Bone Uptake Evaluated Through PSMA-II PET, Bone Scanning, and MRI Triple Validation in Patients with Biochemical Recurrence of Prostate Cancer

Robert Seifert, Tugce Telli, Marcel Opitz, Francesco Barbato, Christoph Berliner, Michael Nader, Lale Umutlu, Martin Stuschke, Boris Hadaschik, Ken Herrmann, and Wolfgang P. Fendler

Department of Nuclear Medicine, University Hospital Essen, Essen, Germany

J Nucl Med 2023; 64:738–743

Is ^{18}F -FDG PET Needed to Assess ^{177}Lu -PSMA Therapy Eligibility? A VISION-like, Single-Center Analysis

Robert Seifert, Tugce Telli, Boris Hadaschik, Wolfgang P. Fendler, Phillip H. Kuo, and Ken Herrmann

Department of Nuclear Medicine, University Hospital Essen, Essen, Germany

J Nucl Med 2023; 64:731–737

Automated Brain Tumor Detection and Segmentation for Treatment Response Assessment Using Amino Acid PET

Robin Gutsche, Carsten Lowis, Karl Ziemons, Martin Kocher, Garry Cecon, Cláudia Régio Brambilla, Nadim J. Shah, Karl-Josef Langen, Norbert Galldiks, Fabian Isensee, and Philipp Lohmann

Institute of Neuroscience and Medicine, Forschungszentrum Juelich GmbH, Juelich, Germany

J Nucl Med 2023; 64:1594–1602

Detection of Early Esophageal Neoplastic Barrett Lesions with Quantified Fluorescence Molecular Endoscopy Using Cetuximab-800CW

Ruben Y. Gabriëls, Lisanne E. van Heijst, Wouter T.R. Hooghiemstra, Anne M. van der Waaij, Gursah Kats-Ugurlu, Arend Karrenbeld, Dominic J. Robinson, Anna Tenditnaya, Vasilis Ntziachristos, Dimitris Gorpas, and Wouter B. Nagengast

Department of Gastroenterology and Hepatology, University Medical Center Groningen, University of Groningen, Groningen, The Netherlands

J Nucl Med 2023; 64:803–808

An Experimental Generator for Production of High-Purity ^{212}Pb for Use in Radiopharmaceuticals

Ruth Gong Li, Vilde Yuli Stenberg and Roy Hartvig Larsen

Institute of Clinical Medicine, University of Oslo, Oslo, Norway

J Nucl Med 2023, 64:173–176

Optimized Methods for the Production of High-Purity ^{203}Pb Using Electroplated Thallium Targets

Shefali Saini, Jennifer L. Bartels, Jean-Pierre K. Appiah, Jason H. Rider, Nicholas Baumhover, Michael K. Schultz, and Suzanne E. Lapi

Department of Radiology, University of Alabama at Birmingham, Birmingham, Alabama

J Nucl Med 2023; 64:1791–1797

Molecular Imaging, Radiochemistry, and Environmental Pollutants

Samantha Delaney, Joni Sebastiano, Brian M. Zeglis, and Outi M. Keinänen

Department of Chemistry, Hunter College, City University of New York, New York, New York

J Nucl Med 2023; 64:1179–1184

Metformin-Induced Receptor Turnover Alters Antibody Accumulation in HER-Expressing Tumors

Sandeep Surendra Panikar, Nai Keltee, Na-Keysha Berry, Shayla Shmuel, Zachary T. Fisher, Emma Brown, Abbey Zidel, Alex Mabry, and Patrícia M.R. Pereira

Department of Radiology, Mallinckrodt Institute of Radiology, Washington University School of Medicine, St. Louis, Missouri

J Nucl Med 2023; 64:1195–1202

Survival Outcomes in Metastatic Gastroenteropancreatic Neuroendocrine Tumor Patients Receiving Concomitant ^{225}Ac -DOTATATE-Targeted α -Therapy and Capecitabine: A Real-World-Scenario Management-Based Long-Term Outcome Study

Sanjana Ballal, Madhav P. Yadav, Madhavi Tripathi, Ranjit Kumar Sahoo, and Chandrasekhar Bal

Department of Nuclear Medicine, All India Institute of Medical Sciences, New Delhi, India

J Nucl Med 2023; 64:211–218

The Prognostic Value of Posttreatment ^{68}Ga -PSMA-II PET/CT and ^{18}F -FDG PET/CT in Metastatic Castration-Resistant Prostate Cancer Treated with ^{177}Lu -PSMA-617 and NOX66 in a Phase I/II Trial (LuPIN)

Sarennya Pathmanandavel, Megan Crumbaker, Andrew Nguyen, Andrew O. Yam, Peter Wilson, Remy Niman, Maria Ayers, Shikha Sharma, Peter Eu, Andrew J. Martin, Martin R. Stockler, Anthony M. Joshua, and Louise Emmett

Department of Theranostics and Nuclear Medicine, St. Vincent's Hospital, Sydney, New South Wales, Australia

J Nucl Med 2023; 64:69–74

Evaluation of ^{177}Lu -PSMA-617 SPECT/CT Quantitation as a Response Biomarker Within a Prospective ^{177}Lu -PSMA-617 and NOX66 Combination Trial (LuPIN)

Sarennya Pathmanandavel, Megan Crumbaker, Bao Ho, Andrew O. Yam, Peter Wilson, Remy Niman, Maria Ayers, Shikha Sharma, Adam Hickey, Peter Eu, Martin Stockler, Andrew J. Martin, Anthony M. Joshua, Andrew Nguyen, and Louise Emmett

Department of Theranostics and Nuclear Medicine, St. Vincent's Hospital, Sydney, New South Wales, Australia

J Nucl Med 2023; 64:221–226

Efficacy of HER2-Targeted Intraperitoneal ^{225}Ac α -Pretargeted Radioimmunotherapy for Small-Volume Ovarian Peritoneal Carcinomatosis

Sebastian K. Chung, Daniela Burnes Vargas, Christopher S. Chandler, Sumudu Katugampola, Darren R. Veatch, Michael R. McDevitt, Shin H. Seo, Brett A. Vaughn, Sara S. Rinne, Blesida Punzalan, Mitesh Patel, Hong Xu, Hong-Fen Guo, Pat B. Zanzonico, Sébastien Monette, Guangbin Yang, Ouathék Ouerfelli, Garrett M. Nash, Andrea Cercek, Edward K. Fung, Roger W. Howell, Steven M. Larson, Sarah M. Cheal, and Nai-Kong V. Cheung

Department of Surgery, Memorial Sloan Kettering Cancer Center, New York, New York

J Nucl Med 2023; 64:1439–1445

The Tyr Phenomenon: A Hypocalcemic Response in High-Volume Treatment Responders to ^{177}Lu -Prostate-Specific Membrane Antigen Therapy

Shejil Kumar, Megan Crumbaker, Christopher Harvey, Sarennya Pathmanandavel, Nikieth John, Mina M. Swiha, Michelle M. McDonald, Roderick Clifton-Bligh, Adrian Lee, Patricia Bastick, William Counter, Andrew Nguyen, and Louise Emmett

Department of Endocrinology, Royal North Shore Hospital, Sydney, New South Wales, Australia

J Nucl Med 2023; 64:1412–1416

Radiolabeled GPVI-Fc for PET Imaging of Multiple Extracellular Matrix Fibers: A New Look into Pulmonary Fibrosis Progression

Simon Isser, Andreas Maurer, Gerald Reischl, Martin Schaller, Irene Gonzalez-Menendez, Leticia Quintanilla-Martinez, Meinrad Gawaz, Bernd J. Pichler, and Nicolas Beziere

Werner Siemens Imaging Center, Department of Preclinical Imaging and Radiopharmacy, Eberhard Karls University of Tübingen, Tübingen, Germany

J Nucl Med 2023; 64:940–945

Fibroblast Activation Protein–Targeted Radioligand Therapy for Treatment of Solid Tumors

Spencer D. Lindeman, Ramesh Mukkamala, Autumn Horner, Pooja Tudi, Owen C. Booth, Roxanne Huff, Joshua Hinsey, Anders Hovstadius, Peter Martone, Fenghua Zhang, Madduri Srinivasarao, Abigail Cox, and Philip S. Low

Department of Chemistry and Institute for Drug Discovery, Purdue University, West Lafayette, Indiana

J Nucl Med 2023; 64:759–766

Imaging Diverse Pathogenic Bacteria In Vivo with ¹⁸F–Fluoromannitol PET

Spenser R. Simpson, Alexandria E. Kesterson, Justin H. Wilde, Zoraiz Qureshi, Bijoy Kundu, Mark P. Simons, and Kiel D. Neumann

Department of Diagnostic Imaging, St. Jude Children’s Research Hospital, Memphis, Tennessee

J Nucl Med 2023; 64:809–815

Site-Specifically Conjugated Single-Domain Antibody Successfully Identifies Glypican–3–Expressing Liver Cancer by Immuno–PET

Stanley Fayn, A. Paden King, Nicholas T. Gutsche, Zhijian Duan, Jesse Buffington, Colleen P. Olkowski, Ying Fu, Jessica Hong, Deepak Sail, Kwamena E. Baidoo, Rolf E. Swenson, Ross W. Cheloha, Mitchell Ho, Peter L. Choyke, and Freddy E. Escorcía

Molecular Imaging Branch, Center for Cancer Research, National Cancer Institute, National Institutes of Health, Bethesda, Maryland

J Nucl Med 2023; 64:1017–1023

[¹⁷⁷Lu]Lu–PSMA–Radioligand Therapy Efficacy Outcomes in Taxane–Naïve Versus Taxane–Treated Patients with Metastatic Castration–Resistant Prostate Cancer: A Systematic Review and Metaanalysis

Swayamjeet Satapathy, Ranjit K. Sahoo, and Chandrasekhar Bal

Department of Nuclear Medicine, All India

Institute of Medical Sciences, New Delhi, India

J Nucl Med 2023; 64:1266–1271

[¹⁷⁷Lu]Lu–PSMA–617 Versus Docetaxel in Chemotherapy–Naïve Metastatic Castration–Resistant Prostate Cancer: Final Survival Analysis of a Phase 2 Randomized, Controlled Trial

Swayamjeet Satapathy, Bhagwant Rai Mittal, Ashwani Sood, Chandan Krushna Das, Ravimohan Suryanarayan Mavuduru, Shikha Goyal, Jaya Shukla, and Shrawan Kumar Singh

Department of Nuclear Medicine, Post Graduate Institute of Medical Education and Research, Chandigarh, India

J Nucl Med 2023; 64:1726–1729

Somatostatin Receptor Expression in Lung Neuroendocrine Tumors: An Analysis of DOTATATE PET Scans

Taymeh Al-Toubah, Jaime Montilla-Soler, Ghassan El-Haddad, Mintallah Haider, and Jonathan Strosberg

Department of Gastrointestinal Oncology, H. Lee Moffitt Cancer Center and Research Institute, Tampa, Florida

J Nucl Med 2023; 64:1895–1898

Targeted α –Therapy Using ²²⁵Ac Radiolabeled Single-Domain Antibodies Induces Antigen–Specific Immune Responses and Instills Immunomodulation Both Systemically and at the Tumor Microenvironment

Thomas Ertveldt, Ahmet Krasniqi, Hannelore Ceuppens, Janik Puttemans, Yana Dekempeneer, Kevin De Jonghe, Wout de Mey, Quentin Lecocq, Yannick De Vlaeminck, Robin Maximilian Awad, Cleo Goyvaerts, Kim De Veirman, Alfred Morgenstern, Frank Bruchertseifer, Marleen Keyaerts, Nick Devoogdt, Matthias D’Huyvetter, and Karine Breckpot

Department of Biomedical Sciences, Laboratory for Molecular and Cellular Therapy, Vrije Universiteit Brussel, Brussels, Belgium

J Nucl Med 2023; 64:751–758

¹⁸F-FDG PET Visualizes Systemic STING Agonist-Induced Lymphocyte Activation in Preclinical Models

Thuc M. Le, Hailey R. Lee, Evan R. Abt, Khalid Rashid, Amanda L. Creech, Keke Liang, Jing Cui, Arthur Cho, Liu Wei, Amanda Labora, Charlotte Chan, Eric Sanchez, Kriti Kriti, Daniel Karin, Luyi Li, Nanping Wu, Christine Mona, Giuseppe Carlucci, Willy Hugo, Ting-Ting Wu, Timothy R. Donahue, Johannes Czernin, and Caius G. Radu

Molecular and Medical Pharmacology, UCLA, Los Angeles, California

J Nucl Med 2023; 64:117–123

Predicting Outcomes of Indeterminate Bone Lesions on ¹⁸F-DCFPyL PSMA PET/CT Scans in the Setting of High-Risk Primary or Recurrent Prostate Cancer

Tim E. Phelps, Stephanie A. Harmon, Esther Mena, Liza Lindenberg, Joanna H. Shih, Deborah E. Citrin, Peter A. Pinto, Bradford J. Wood, William L. Dahut, James L. Gulley, Ravi A. Madan, Peter L. Choyke, and Baris Turkbey

Molecular Imaging Branch, National Cancer Institute, National Institutes of Health, Bethesda, Maryland

J Nucl Med 2023; 64:395–401

Utility of Amino Acid PET in the Differential Diagnosis of Recurrent Brain Metastases and Treatment-Related Changes: A Meta-analysis

Timo Schlürmann, Birgit Waschulzik, Stephanie Combs, Jens Gempt, Benedikt Wiestler, Wolfgang Weber, and Igor Yakushev

Department of Nuclear Medicine, School of Medicine, Klinikum Rechts der Isar, Technical University of Munich, Munich, Germany

J Nucl Med 2023; 64:816–821

Novel ⁶⁸Ga-FAPI PET/CT Offers Oncologic Staging Without COVID-19 Vaccine-Related Pitfalls

Tristan T. Demmert, Ines Maric, Kelsey L. Pomykala, Katharina Lueckerath, Jens Siveke, Benedikt M. Schaarschmidt, Rainer Hamacher, Ken Herrmann, and Wolfgang P. Fendler

Department of Nuclear Medicine, West German Cancer Center, University of Duisburg-Essen, Essen, Germany

J Nucl Med 2023; 64:368–371

Oncologic Staging with ⁶⁸Ga-FAPI PET/CT Demonstrates a Lower Rate of Nonspecific Lymph Node Findings Than ¹⁸F-FDG PET/CT

Tristan T. Demmert, Kelsey L. Pomykala, Helena Lanzafame, Kim M. Pabst, Katharina Lueckerath, Jens Siveke, Lale Umutlu, Hubertus Hautzel, Rainer Hamacher, Ken Herrmann, and Wolfgang P. Fendler

Department of Nuclear Medicine, West German Cancer Center, University of Duisburg-Essen, Essen, Germany

J Nucl Med 2023; 64:1906–1909

Neurovascular Uncoupling: Multimodal Imaging Delineates the Acute Effects of 3,4-Methylenedioxymethamphetamine

Tudor M. Ionescu, Mario Amend, Tadashi Watabe, Jun Hatazawa, Andreas Maurer, Gerald Reischl, Bernd J. Pichler, Hans F. Wehrl, and Kristina Herfert

Werner Siemens Imaging Center, Department of Preclinical Imaging and Radiopharmacy, Eberhard Karls University Tuebingen, Tuebingen, Germany

J Nucl Med 2023; 64:466–471

Consecutive Prostate-Specific Membrane Antigen (PSMA) and Antigen Receptor (AR) PET Imaging Shows Positive Correlation with AR and PSMA Protein Expression in Primary Hormone-Naïve Prostate Cancer

Valentin al Jalali, Gabriel Wasinger, Sazan Rasul, Bernhard Grubmüller, Beatrix Wulkersdorfer, Theresa Balber, Markus Mitterhauser, Judit Simon, Marcus Hacker, Shahrokh Shariat, Gerda Egger, and Markus Zeitlinger

Ludwig Boltzmann Institute Applied Diagnostics, Vienna, Austria

J Nucl Med 2023; 64:863–868

Pretargeting with Cucurbituril-Adamantane Host-Guest Pair in Xenograft Models

Vilma I.J. Jallinoja, Courtney H. Abbriano, Kavita Bhatt, Amritjyot Kaur, David J. Schlyer, Paul J. Yazaki, Brandon D. Carney, and Jacob L. Houghton

Department of Radiology, Stony Brook University, Stony Brook, New York

J Nucl Med 2023; 64:1203–1209

PSMA-Negative Lesion Progression Under ¹⁷⁷Lu-PSMA Radioligand Therapy

Vishnu Murthy, Martin Allen-Auerbach, Richard Lam, Dawn Owen, Johannes Czernin, and Jeremie Calais

Ahmanson Translational Theranostics Division, Department of Molecular and Medical Pharmacology, David Geffen School of Medicine at UCLA, University of California Los Angeles, Los Angeles, California

J Nucl Med 2023; 64:1502–1503

Prognostic Value of End-of-Treatment PSMA PET/CT in Patients Treated with ¹⁷⁷Lu-PSMA Radioligand Therapy: A Retrospective, Single-Center Analysis

Vishnu Murthy, Andrei Gafita, Pan Thin, Kathleen Nguyen, Tristan Grogan, John Shen, Alexandra Drakaki, Matthew Rettig, Johannes Czernin, and Jeremie Calais

Ahmanson Translational Theranostics Division,

Department of Molecular and Medical Pharmacology, David Geffen School of Medicine at UCLA, Los Angeles, California

J Nucl Med 2023; 64:1737–1743

Albumin-Binding and Conventional PSMA Ligands in Combination with ¹⁶¹Tb: Biodistribution, Dosimetry, and Preclinical Therapy

Viviane J. Tschan, Sarah D. Busslinger, Peter Bernhardt, Pascal V. Grundler, Jan Rijn Zeevaart, Ulli Köster, Nicholas P. van der Meulen, Roger Schibli, and Cristina Müller

Center for Radiopharmaceutical Sciences ETH-PSI, Paul Scherrer Institute, Villigen-PSI, Switzerland

J Nucl Med 2023; 64:1625–1631

Response Prediction Using ¹⁸F-FAPI-04 PET/CT in Patients with Esophageal Squamous Cell Carcinoma Treated with Concurrent Chemoradiotherapy

Xinying Hu, Tao Zhou, Jiazhong Ren, Jinghao Duan, Hongbo Wu, Xiaoli Liu, Zhengshuai Mu, Ning Liu, Yuchun Wei, and Shuanghu Yuan

Department of Radiology, Shandong Cancer Hospital and Institute, Shandong First Medical University, Shandong Academy of Medical Sciences, Jinan, China

J Nucl Med 2023; 64:625–631

Fibroblast Activation Protein and Glycolysis in Lymphoma Diagnosis: Comparison of ⁶⁸Ga-FAPI PET/CT and ¹⁸F-FDG PET/CT

Xuetao Chen, Shuailiang Wang, Yumei Lai, Guochang Wang, Maomao Wei, Xiao Jin, Jin Ding, Yan Zhang, Yunfei Shi, Feng Wang, Hua Zhu, Zhi Yang, and Xuejuan Wang

Key Laboratory of Carcinogenesis and Translational Research (Ministry of Education/Beijing), National Medical Products Association, Key Laboratory for Research and Evaluation of Radiopharmaceuticals, National Medical Products Association, Department of Nuclear Medicine, Peking University Cancer Hospital & Institute, Beijing, China

J Nucl Med 2023; 64:1399–1405

High-Temporal-Resolution Lung Kinetic Modeling Using Total-Body Dynamic PET with Time-Delay and Dispersion Corrections

Yiran Wang, Benjamin A. Spencer, Jeffrey Schmall, Elizabeth Li, Ramsey D. Badawi, Terry Jones, Simon R. Cherry, and Guobao Wang

Department of Radiology, University of California Davis Medical Center, Sacramento, California

J Nucl Med 2023; 64:1154–1161

Total-Body Multiparametric PET Quantification of ^{18}F -FDG Delivery and Metabolism in the Study of Coronavirus Disease 2019 Recovery

Yiran Wang, Lorenzo Nardo, Benjamin A. Spencer, Yasser G. Abdelhafez, Elizabeth J. Li, Negar Omidvari, Abhijit J. Chaudhari, Ramsey D. Badawi, Terry Jones, Simon R. Cherry and Guobao Wang

Department of Radiology, Davis Medical Center, University of California, Sacramento, California

J Nucl Med 2023; 64:1821–1830

Prognostic Value of End-of-Treatment PSMA PET/CT in Patients Treated with ^{177}Lu -PSMA Radioligand Therapy: A Retrospective, Single-Center Analysis

Vishnu Murthy, Andrei Gafita, Pan Thin, Kathleen Nguyen, Tristan Grogan, John Shen, Alexandra Drakaki, Matthew Rettig, Johannes Czernin, and Jeremie Calais

Ahmanson Translational Theranostics Division, Department of Molecular and Medical Pharmacology, David Geffen School of Medicine at UCLA, Los Angeles, California

J Nucl Med 2023; 64:1737–1743

PET Imaging of Fibroblast Activation Protein in Various Types of Cancer Using ^{68}Ga -FAP-2286: Comparison with ^{18}F -FDG and ^{68}Ga -FAPI-46 in a Single-Center, Prospective Study

Yizhen Pang, Liang Zhao, Tinghua Meng, Weizhi Xu, Qin Lin, Hua Wu, Jingjing Zhang, Xiaoyuan Chen, Long Sun, and Haojun Chen

Department of Nuclear Medicine and Minnan PET Center, First Affiliated Hospital of Xiamen University, School of Medicine, Xiamen University, Xiamen, China

J Nucl Med 2023; 64:386–394

Development of FAPI Tetramers to Improve Tumor Uptake and Efficacy of FAPI Radioligand Therapy

Yizhen Pang, Liang Zhao, Jianyang Fang, Jianhao Chen, Lingxin Meng, Long Sun, Hua Wu, Zhide Guo, Qin Lin, and Haojun Chen

Department of Nuclear Medicine and Minnan PET Center, Xiamen Key Laboratory of Radiopharmaceuticals, The First Affiliated Hospital of Xiamen University, School of Medicine, Xiamen University, Xiamen, China

J Nucl Med 2023; 64:1449–1455

Effective Treatment of Human Breast Carcinoma Xenografts with Single-Dose ^{211}At -Labeled Anti-HER2 Single-Domain Antibody Fragment

Yutian Feng, Rebecca Meshaw, Xiao-Guang Zhao, Stephen Jannetti, Ganesan Vaidyanathan, and Michael R. Zalutsky

Department of Radiology, Duke University Medical Center, Durham, North Carolina

J Nucl Med 2023; 64:124–130

Women in Nuclear Medicine



2024 RECIPIENT
Twyla Bartel, DO,
MBA, FACNM, FSNMMI

WINM She Paved the Way Lifetime Achievement Award

The Women in Nuclear Medicine She Paved the Way Lifetime Achievement Award recognizes women that have dedicated a significant part of their career to “paving the way” for other women in the field of Nuclear Medicine and Molecular Imaging.

Thank you to Global Advanced Imaging, PLLC, the sponsor of the Women in Nuclear Medicine She Paved the Way Lifetime Achievement Award.



2024 RECIPIENT
Shana Elman, MD

WINM Rising Star Award

The Women in Nuclear Medicine Rising Star Award recognizes women in Nuclear Medicine that are early career professionals and provides the next generation of leaders to benefit from recognition early in their career.

Thank you to Curium, the sponsor of the Women in Nuclear Medicine Rising Star Award.

SNMMI Annual Meeting Awards

Posters

1st, 2nd and 3rd place winners are determined from the top 10 candidates from each scientific track based on the visual appearance/quality of their poster, quality of content and the original scientific contribution of their poster or ePoster:

Cardiovascular

1ST PLACE

- ◇ Prospective Evaluation of FDG-PET/CT for the Detection of Sternal Wound Infections Post-Sternotomy

PRESENTING AUTHOR: MEHRSHAD BAKHSHI

2nd Place

- ◇ Sex differences in cardiac repair after macrophage depletion and reperfused myocardial infarction in mice

PRESENTING AUTHOR: ANNIKA HESS

3rd Place

- ◇ Exploring Macrophage Dynamics in Myocardial Infarction Through CCR2 and CD163 PET Imaging

PRESENTING AUTHOR: RAJIU VENKATESAN

Educational Exhibits

1st Place

- ◇ The Scientific and Clinical Potentials of Imaging Cytotoxic T-Cells Using Zr-89 Crefmirlimab Berdoxam

PRESENTING AUTHOR: KRISTIN SCHMIEDEHAUSEN

2nd Place

- ◇ Effect of Ketosis on Cognitive Decline in Patients with MCI and AD

PRESENTING AUTHOR: DANIELLA UCHIO

3rd Place

- ◇ MIRDpvc: A Software Tool for PET & SPECT Resolution Characterization and Partial Volume Correction

PRESENTING AUTHOR: HARRY MARQUIS

General Clinical Specialties

1st Place

- ◇ First-time-in-human visualisation of CCR9 expression in the gut by positron emission tomography

PRESENTING AUTHOR:
ANTONIA HÖGNÄSBACKA

2nd Place

- ◇ Correlation of FAPI PET signal with immunohistochemistry in explanted lung tissue from transplanted patients with refractory interstitial lung diseases: preliminary results of a prospective exploratory study

PRESENTING AUTHOR: MASATOSHI HOTTA

Posters

General Clinical Specialties

3rd Place (tie)

- ◇ Baseline PET-CT measures predict lung function at 12 months in adolescents treated for pulmonary tuberculosis

PRESENTING AUTHOR: ALEXANDER DORUYTER

3rd Place (tie)

- ◇ Sincalide-stimulated cholescintigraphy – A normal 30-minute GBEF cutoff $\geq 29.1\%$ yields high diagnostic accuracy compared to gold standard GBEF of $\geq 38\%$ at 60 minutes across patient populations

PRESENTING AUTHOR: ARIC BERNING

Molecular Targeting Probes

1st Place

- ◇ Therapeutic activity of ^{177}Lu anti-prostate stem cell antigen (PSCA) antibody fragment in a syngeneic mouse model of pancreatic cancer

PRESENTING AUTHOR: BAO YING CHEN

2nd Place

- ◇ Automated Radiosynthesis of ^{18}F -FluoFAPI and Its Single Acute Dose Toxicological Evaluation

PRESENTING AUTHOR: JASON WITEK

3rd Place

- ◇ Exploring the Therapeutic Potential of ^{225}Ac -NM600 for Aggressive Triple-Negative Breast Cancer

PRESENTING AUTHOR:
YADIRA MEDINA GUEVARA

Neurosciences

1st Place

- ◇ Astrogliosis marker [^{11}C]SL2511.88 After COVID-19 With Ongoing Depressive and Cognitive Symptoms

PRESENTING AUTHOR: JOEFFRE BRAGA

2nd Place

- ◇ Elucidating Serotonin Transporter Distribution in Multiple System Atrophy through ^{123}I -FP-CIT SPECT Imaging

PRESENTING AUTHOR: CONG SHANG

3rd Place

- ◇ Correlation of ^{18}F -THK5351 uptake with molecular subtype in patients with newly diagnosed adult gliomas

PRESENTING AUTHOR: YUKA YAMAMOTO

Oncology Basic & Translational

1st Place

- ◇ External validation of a MIP-CNN for prediction of diffuse large B cell lymphoma outcome in 1140 patients

PRESENTING AUTHOR: MARIA FERRANDEZ

2nd Place

- ◇ $^{99\text{m}}\text{Tc}$ -3PRGD2 SPECT/CT imaging for the Diagnosis and Monitoring of Pulmonary Fibrosis: A Feasibility Study

PRESENTING AUTHOR: XIAOYU ZHAO

3rd Place

- ◇ PD-L1 imaging with [$^{99\text{m}}\text{Tc}$]NM-01 SPECT/CT predicts early metabolic response to pembrolizumab with or without chemotherapy in advanced non-small cell lung cancer (NSCLC): results from the PECan study

PRESENTING AUTHOR: GARY COOK

Posters

Oncology: Clinical Therapy & Diagnosis

1st Place

- ◇ Survival Outcomes and Dosimetric Analysis of Iomab-B (¹³¹I-apamistamab) Followed by Allogeneic Hematopoietic Cell Transplant for Patients with TP53 Mutated Relapsed/Refractory AML

PRESENTING AUTHOR: MONA NATWA

2nd Place

- ◇ Exploratory Analysis of Bone Marrow Dosimetry from the Randomized Phase 3 SIERRA Trial of Iomab-B (¹³¹I-apamistamab) Prior to HCT in Relapsed/Refractory Acute Myeloid Leukemia

PRESENTING AUTHOR: NEETA PANDIT-TASKAR

3rd Place

- ◇ SECURE: A dose escalation/expansion study to assess the anti-tumor efficacy of ⁶⁷Cu-SAR-bisPSMA in patients with metastatic castrate resistant prostate cancer

PRESENTING AUTHOR: GEOFFREY JOHNSON

Physics, Instrumentation & Data Sciences

1st Place

- ◇ Deep Learning Denoising for Low-Dose Dual-Tracer Protocol with ¹⁸F-FGln and ¹⁸F-FDG in Breast Cancer Imaging

PRESENTING AUTHOR: FLORENCE MULLER

2nd Place

- ◇ Prompt Attention Convolution Net (PAC-Net) for low-count Zr-89 CD8 ImmunoPET denoising

PRESENTING AUTHOR: QIONG LIU

3rd Place

- ◇ Markerless head motion tracking for ultra-high performance brain PET

PRESENTING AUTHOR: TIANYI ZENG

Young Investigator Awards

Each year the SNMMI sponsors the Young Investigator Award symposium and competition in association with several SNMMI councils and Centers of Excellence for the best scientific abstracts in various specialties within the field of nuclear medicine. The following winners were selected for their excellence in oral presentations:

Brain Imaging Council Young Investigator Awards

1st Place

- ◇ Assessing visual activation in the human brain with ultra-high performance FDG functional PET using the NeuroEXPLORER, a next-generation brain PET imaging system.

PRESENTING AUTHOR: NIKKITA KHATTAR

2nd Place

- ◇ Early detection and tracking of activated macrophages and microglia in a mouse model of multiple sclerosis using [¹⁸F] OP-801 PET imaging before and after a novel immunomodulatory drug

PRESENTING AUTHOR: RENESMEE KUO

3rd Place

- ◇ Dynamic Amyloid PET: Relationships to Tau PET and Cognition in Alzheimer's Disease

PRESENTING AUTHOR: FABIO RAMAN

Cardiovascular Council Young Investigator Awards

1st place Clinical Science

- ◇ Cardiac Amyloidosis Screening using Deep Learning on Bone Scintigraphy

PRESENTING AUTHOR: CLEMENS SPIELVOGEL

1st place Basic Science

- ◇ Preclinical and first-in-human study of a novel SPECT myocardial perfusion imaging agent with rapid and stable heart uptake: ^{99m}Tc-4BOH

PRESENTING AUTHOR: YUFAN GU

Freek J. Beekman Young Investigator Award for the Physics, Instrumentation, and Data Science Council

1st Place

- ◇ Dose-aware diffusion model for 3D low-dose PET denoising: A multi-institutional validation with reader study and real low-dose data

PRESENTING AUTHOR: HUIDONG XIE

2nd Place

- ◇ PRESPECT: A method to personalize myocardial perfusion SPECT acquisition protocols to improve performance on defect detection tasks

PRESENTING AUTHOR: NU RI CHOI

3rd Place

- ◇ A proposal to shorten the acquisition duration of ¹⁷⁷Lu SPECT/CT imaging by using synthetic intermediate projections

PRESENTING AUTHOR: JULIAN LEUBE

Radiopharmaceutical Sciences Council Young Investigator Awards

1st Place

- ◇ A highly potent FAP-targeting peptide for theranostics: production, validation and first in human experience with Ga-68 and Lu-177 3BP-3940

PRESENTING AUTHOR: LUKAS GREIFENSTEIN

2nd Place

- ◇ A novel ¹⁸F-labeled brain penetrant PET ligand for imaging poly(ADP-ribose) polymerase-1

PRESENTING AUTHOR: JIMMY PATEL

Young Investigator Awards

Radiopharmaceutical Sciences Council Young Investigator Awards

3rd Place

- ◇ In vivo PET/CT tracking of human and primate monocytes using novel radiochemistry.

PRESENTING AUTHOR: NATHAN CLEMONS

CIC Walter Wolf Young Investigator Award

This award recognizes a young investigator for originality, scientific methodology, and overall contribution to Molecular Imaging or Therapy through original research showing the importance and value of correlative imaging in all fields of medicine. The SNMMI Correlative Imaging Council established the Walter Wolf Young Investigator Award in 2006 in honor of Walter Wolf, Ph.D., past president of the Correlative Imaging Council and leader in the field of pharmacokinetic imaging and drug development.

2024 RECIPIENT: JOE BAAL

- ◇ Abstract: Clinical Impact of Sigma-1 Receptor PET/MRI on Complex Regional Pain Syndrome Management

PIC Majd-Gilday Young Investigator Award

This award is given to young scientists for outstanding research contributions to the field of pediatric nuclear medicine. The PIC Majd-Gilday YIA award was developed to recognize 2 pioneers in the pediatric imaging field who have made enormous scientific contributions to our subspecialty of pediatric nuclear medicine: Dr. Massoud Majd and Dr. David Gilday.

2024 RECIPIENT: CHENYANG HAN

- ◇ Abstract: Deep learning-based CT-free attenuation and scatter correction for pediatric whole-body PET imaging

Center for Molecular Imaging Innovation and Translation Young Investigator Awards

1st Place

- ◇ Investigating the theranostic potential of radioscandium with [⁴³Sc]Sc-PSMA-617 and [⁴⁷Sc]Sc-PSMA-617

PRESENTING AUTHOR: SHELBY CINGORANELLI

2nd Place

- ◇ A High Separation Factor and High Molar Activity Purification for the Production of Er-165

PRESENTING AUTHOR: BEHRAD SAEEDI SAGHEZ

3rd Place

- ◇ Development of ¹³⁴Ce-PSMA-617 for Auger electron therapy and PET imaging of prostate cancer

PRESENTING AUTHOR: KONDAPA BOBBA

Therapy Center of Excellence Young Investigator Awards

1st Place

- ◇ Intensified therapy with ¹⁷⁷Lu-PSMA-I&T in patients with high-volume metastatic castration-resistant prostate cancer

PRESENTING AUTHOR: NICOLAI MADER

2nd Place

- ◇ Predicting ¹⁷⁷Lu-DOTATATE SPECT Derived Red Marrow Dosimetry from Pretherapy ⁶⁸Ga-DOTATATE PET and Baseline Biomarkers

PRESENTING AUTHOR: JILL MOREAU

Early Career Professionals Abstract Awards

Basic Science:

1st Place

- ◇ ¹⁷⁷Lu-labeled L804-minibody conjugate toward improved radiotherapeutic treatments of prostate cancer

PRESENTING AUTHOR: KHANH-VAN HO

2nd Place

- ◇ Discovery of a highly specific radiolabeled antibody targeting B-cell maturation antigen: Applications in PET imaging and radiotherapy of multiple myeloma

PRESENTING AUTHOR: LU WANG, PhD

3rd Place

- ◇ Lesion-perceived and quantification-consistent deep learning PET image denoising

PRESENTING AUTHORS: MENGHUA XIA

3rd Place

- ◇ A proposal to shorten the acquisition duration of ¹⁷⁷Lu SPECT/CT imaging by using synthetic intermediate projections

PRESENTING AUTHORS: JULIAN LEUBE

Clinical:

1st Place

- ◇ Development of ¹⁷⁷Lu-LNC1010 for Peptide Receptor Radionuclide Therapy in Patients with Metastatic Neuroendocrine Tumors: from preclinical research to First-in-Human, Dose-escalation Study

PRESENTING AUTHOR: WEI GUO

2nd Place

- ◇ Cardiac Amyloidosis Screening using Deep Learning on Bone Scintigraphy

PRESENTING AUTHOR: CLEMENS SPIELVOGEL

3rd Place

- ◇ Intensified therapy with ¹⁷⁷Lu-PSMA-I&T in patients with high-volume metastatic castration-resistant prostate cancer

PRESENTING AUTHORS: NICOLAI MADER, MD

3rd Place

- ◇ Preliminary Clinical Investigation of [⁶⁸Ga] Ga or [¹⁷⁷Lu] Lu-Labeled DOTA-IBA for the Diagnosis and Treatment of Bone Metastasis

PRESENTING AUTHORS: CHI QI

Technologist Abstract and Poster Awards

SNMMI-TS Technologist Abstract Awards:

1st Place

- ◇ Synthesis and in vitro cell uptake study of ⁴⁴Sc radiolabeled anti-PD-L1-B11-diabody-Fc

PRESENTING AUTHOR: VIKTORIA KROL

2nd Place

- ◇ Three-year assessment of an online/hybrid program

PRESENTING AUTHOR: DAVID GILMORE

3rd Place

- ◇ Qualitative Assessment of Student Experiences from Interprofessional Community Practicum Critical Reflections

PRESENTING AUTHORS: SARAH FRYE, JESSICA BARRECA, MIKE MARKEE

SNMMI-TS Technologist Poster Awards:

1st Place

- ◇ Evaluating the Effectiveness of Treating Renal Cell Carcinoma with SIRT

PRESENTING AUTHOR:
JAMES "TYLER" MIDDLEBROOKS

2nd Place

- ◇ Synthesis and Clinical Release Characterization of ^{99m}Tc-Labeled Peptide p5+14 – A Novel Radiotracer for SPECT/CT Imaging of Cardio-Pulmonary Amyloidosis (24113)

PRESENTING AUTHOR: ALAN STUCKEY

3rd Place

- ◇ Pre-clinical imaging with artificial intelligence and digital twins

PRESENTING AUTHOR: GEOFFREY CURRIE

SNMMI-TS/PET CoE Technologist Best PET Abstract Award

- ◇ Dose Optimization in PET/CT: Minimizing F-18 FDG Dose for Improved Safety, Efficiency, and Efficacy.

PRESENTING AUTHOR: TRIZZY BUI ET AL

SNMMI-TS/Therapy CoE Technologist Best Therapy/Nuclear Oncology Abstract Award

- ◇ Assessment of Tumor Burden in Lymphoma Patients with Deauville Score 4 Disease on Post Therapy FDG PET.

PRESENTING AUTHOR: ANDRÉ MIGLIETTA

SNMMI-TS/Cardiovascular Council Best Abstract Awards

1st place

- ◇ The accuracy of virtual revascularization by HeartSee PET in the CENTURY trial at the 5-year follow-up scan.

PRESENTING AUTHOR: AMANDA ROBY AND KENNETH GOULD

2nd place

- ◇ Diagnostic Utility of Planar, Volumetric, and SUV-Based Analyses in ^{99m}Tc-PYP Scintigraphy for Patients with Transthyretin Amyloid Cardiomyopathy.

PRESENTING AUTHOR: TING YEN LEE, ET AL.

3rd place

- ◇ Diagnostic precision for detecting myocardial ^{99m}Tc-pyrophosphate uptake using the H/M ratio in the lateral planar imaging.

PRESENTING AUTHOR:
TOSHINORI SAITOU ET AL.

Technologist Abstract and Poster Awards

ANZSNM/SNMMI-TS Best Abstract Award 2024

- ◇ Dose Calibrator settings for Terbium-161; a prelude to accurate dosimetry

PRESENTING AUTHOR: BRITTANY EMMERSON

Technologist Student Poster Award Winner

- ◇ Teaching Case Study: Understanding and Utilization of Complementary Imaging Modalities.

PRESENTING AUTHOR: CAMRYN COHN

Technologist Student Abstract Award Winners

1st Place

- ◇ Investigating the Prospect of Cross Calibrating Bone Density Scanners across a Medical Enterprise

PRESENTING AUTHOR: MASON ROGERS

2nd Place

- ◇ Examining residual radioactivity of IV catheters utilized in nuclear medicine whole-body bone imaging.

PRESENTING AUTHOR: NOELLE MIOZZA

3rd Place

- ◇ Analyzing the increasing utilization of theranostics and its relationship to technologist exposure

PRESENTING AUTHOR: BRADY SCHOLTEN

International Best Abstract Award Winners

The International Best Abstract Awards is given to the highest scoring accepted abstract from each country:

Australia

RAMIN ALIPOUR

Deep Learning (DL) delineation of the prostate gland and prostate cancer detection on PSMA PET/CT: results from prospective, randomised, multi-centre pro-PSMA trial

Austria

CLEMENS SPIELVOGEL

Cardiac Amyloidosis Screening using Deep Learning on Bone Scintigraphy

Bangladesh

AFROZA AKHTER

Beyond the Obvious: Navigating a Cardiovascular Dilemma in a Young Male with Non-Obstructive Hypertrophic Cardiomyopathy and Incidental Polycystic Kidney Disease

Belgium

BIEKE LAMBERT

High resolution PET/CT imaging of surgical specimens: exploring the use of the mobile AURA 10 camera by surgeons in a general hospital.

Brazil

SERGIO LOPES DE SOUZA

Pre-Clinical Studies of an Anti-Oligomer, Soluble Human Amylin and ^{99m}Tc-Labeled Human Amylin Aggregates in Animal Model.

Canada

ARTHUR CHU

Cytotoxicity of Auger Electron-Emitting [¹⁹⁷Hg] Hg-Panitumumab Radioimmunoconjugates on EGFR-Positive Human Breast Cancer Cells

China

LIANG ZHAO

Antitumor Efficacy and Potential Mechanism of FAP-targeted Radioligand Therapy Combined with Immune Checkpoint Blockade: From Bench to Bedside

Denmark

NANNA OVERBECK

PET event mapping in ultra-high temporal resolution

Egypt

SHYMAA MOUSTAFA

Skeletal Non neoplastic lesions at ¹⁸F-PSMA-1007 PET/CT as potential pitfalls

France

SARAH BOUGHADAD

CD206 Scintigraphy/SPECT Imaging of Immunosuppressive Macrophages: A Potential Predictor for Immunotherapy Outcomes in Melanoma Patients

Germany

KENN HERRMANN

Phase 3 trial of [¹⁷⁷Lu]Lu-PSMA-617 in taxane-naive patients with metastatic castration-resistant prostate cancer (PSMAfore)

Ghana

ALFRED ANKRAH

The initial experience of SPECT-based PSMA imaging in a nuclear medicine setting without PET/CT

Greece

GEORGIOS Z. PAPADAKIS

Development and evaluation of ^{68}Ga -D75CM-NODAGA: A ^{68}Ga -Labeled multimodal imaging tracer for sentinel lymph node detection

Hong Kong

TSZ KIT CHOW

Multimodality imaging of complications after renal transplantation

India

MADHAV PRASAD YADAV

Head-to-head comparison of SSTR antagonist [^{68}Ga]Ga-DATA5m-LM4 with SSTR agonist [^{68}Ga]Ga-DOTANOC PET/CT in Patients with well differentiated Gastroenteropancreatic Neuroendocrine Tumors: A prospective, Phase II imaging study

Indonesia

DENI HARDIANSYAH

A Population-Based Model Selection in Single Time Point Dosimetry Using Non-Linear Mixed Effects Modeling for Benign Thyroid Disease

Iran

GHAZAL NOROUZI

Diagnostic Value of $^{99\text{m}}\text{Tc}$ -Ubiquicidin Scintigraphy in Differentiating Bacterial from Viral Pneumonia

Israel

MARINA OREVI

Marina Fluorine-18 Dihydrotestosterone (^{18}F -FDHT) PET/CT as in Vivo Quantitative Imaging modality for guiding anti-androgen receptor therapy in advanced breast cancer patients.

Italy

ELISABETTA PERRONE

Long-term adverse events and survival of patients with neuroendocrine neoplasms (NEN) receiving peptide receptor radioligand therapy (PRRT) using ^{225}Ac - and ^{225}Ac -/ ^{177}Lu -labeled (TANDEM) antagonist DOTA-LM3: A retrospective analysis

Japan

GO AKAMATSU

Zr-89 mouse Compton imaging with the developed next-generation whole gamma imaging system

Kuwait

SHOROUK DANNOON

Experimental Evaluation of Heterotopic Bone Formation with PET Radiopharmaceuticals

Macao

BINGJIE WANG

Prediction of Coronary Artery Stenosis Using Myocardial Perfusion Stress/Rest SPECT: a Radiomics Study

Mexico

FRANCISCO OSVALDO GARCÍA-PÉREZ

^{18}F PSMA 1007 PET /CT in evaluation of atypical patterns of spread in ISUP grade group 5 prostate cancer and correlation with NKX3.1 immunohistochemistry

Nepal

ANURAG SINGH

Diagnostic and Prognostic Potential of ^{68}Ga -FAPI PET/CT in Cardiac Imaging

Netherlands

ARTHUR BRAAT

[^{68}Ga]Ga-RYZ-GPC3; a glypican-3 targeted diagnostic radiopharmaceutical for hepatocellular carcinoma molecular imaging. A future game-changer in HCC?

Norway

TROND BOGSRUD

LATE: a common, recently recognized type of dementia you might not know about.

Philippines

LARA TRICCIA LUISTRO

Quantitative Ga-68 DOTATATE PET/CT Parameters for the Prediction of Response to Therapy in Patients with Well-Differentiated Neuroendocrine Tumors: A Correlational Study in a Tertiary Hospital in the Philippines

Portugal

CLÁUDIA CONSTANTINO

Impact of fully automatic deep-learning-based segmentation in tumor quantification of [18F]FDG PET/CT scans

Saudi Arabia

SUBHANI OKARVI

Preparation and preclinical evaluation of ⁶⁴Cu-labeled prostate-specific membrane antigen (PSMA) probe for PET imaging of prostate cancer

Singapore

YUE TAN

Clinical translation of a novel FAPI dimer [⁶⁸Ga]Ga-LNC1013

Slovenia

ANDREJ DOMA

Limited Prognostic Impact of Baseline Bone Marrow Infiltration Burden in Diffuse Large B-cell Lymphoma: Insights from Manual Segmentation ¹⁸F-FDG PET/CT Study

South Africa

BAWINILE HADEBE

[⁶⁸Ga]Pentixafor PET/CT imaging in cervical cancer, a comparison with [¹⁸F]FDG

South Korea

SHIN AE HAN

Semi-quantitative analysis of lung perfusion SPECT/CT for evaluation of response to balloon pulmonary angioplasty in chronic thromboembolic pulmonary hypertension

Spain

PEDRO JOSE PLAZA LÓPEZ

PET/TC PSMA-18F DCFpYL Promotes Treatment Changes in Occult Biochemical Recurrence of Prostate Carcinoma even with Low PSA Values.

Sweden

ANTONIA HÖGNÄSBÄCKA

First-time-in-human visualisation of CCR9 expression in the gut by positron emission tomography

Switzerland

HASAN SARI

Ultra-Low-Dose PET Imaging in Long Axial Field-of-View PET Scanners with LSO Transmission-Based Attenuation Correction

Taiwan

YI-JHIH HUANG

Development of a c-Met-Targeting ⁸⁹Zr-ImmunoPET Imaging Tracer for Detection of Esophageal Cancer

Thailand

BENJAPA KHIEWVAN

Lu-177-PSMA-I&T treatment in metastatic castration resistant prostate cancer: first experience in Thailand

United Kingdom

LEE MILLER

A Novel Peptide Binder to Glypican-3 Demonstrates High Specificity as a Theranostic Agent for Hepatocellular Carcinoma

Uruguay

GERARDO DOS SANTOS

National Uruguayan Experience with PSMA PET/CT in Initial Staging in High-risk prostate cancer

SNMMI Professional Development Awards

SNMMI provides various opportunities for early career professionals to get more engaged with the Society through fellowships, an internship program, leadership academies, and our annual “Ones to Watch” selection. These programs are designed to nurture future leaders of the SNMMI and recognize the new wave of talent within this exciting specialty.

Fellowships and Scholarships

Bradley-Alavi Student Fellowships

2024 RECIPIENT
Pratheek Reddy



Designed to stimulate students' interest in molecular imaging/nuclear medicine by supporting their full-time participation in clinical and basic research activities for three months (or less). The Bradley-Alavi Fellowships are named by the donors - Drs. Jane and Abass Alavi - in honor of Dr. Stanley E. Bradley, a professor of Medicine and Columbia University College of Physicians and Surgeons until 1978 and a prominent researcher in the fields of renal physiology and liver disease.

2024 RECIPIENT
Zekun Li



Wagner-Torizuka Fellowship Program

FUNDED BY NIHON MEDHI-PHYSICS

2024 RECIPIENT
Hidesato Fujito, MD



A one or two-year fellowship in the United States and Canada for Japanese physicians in the early stages of their careers, designed to advance research and clinical expertise and equip them to make significant contributions to the field of nuclear medicine and molecular imaging in Japan. The purpose of the program is to provide experience and training in nuclear medicine/molecular imaging modalities in the areas of cardiology, neurology, and oncology.

2024 RECIPIENT
Koichiro Kimura, MD



2024 RECIPIENT
Tomoaki Otani, MD, PhD



Robert E. Henkin, MD, Government Relations Fellowship



2024 RECIPIENT
Joseph Steiner, PhD

The Robert E. Henkin Fellowship provides early-career professionals in nuclear medicine and molecular imaging direct personal exposure to government relations activities of the SNMMI as well as the state and federal legislative and regulatory process.

SNMMI Future Leaders Academy

The SNMMI Future Leaders Academy focuses on setting a clear plan for increasing leadership abilities. Members will develop the necessary skills and receive organizational expertise in order to enhance performance and ultimately evolve into a leader both within the nuclear medicine and molecular imaging community and the SNMMI.

2024 PARTICIPANTS

- ◇ Wenhui Zhou, MD, PhD | Northern California
- ◇ Attila Feher, MD, PhD | New England
- ◇ Golmehr Sistani, MD | Eastern Great Lakes
- ◇ Bianca Radut, DO | Southeastern
- ◇ Paulo Rosado de Castro, MD, MSc, PhD, MBA | Southeastern
- ◇ Juan Camilo, PhD | Greater New York
- ◇ Molly Buffington, PhD, PharmD | Missouri Valley
- ◇ Sandra Huicochea Castellanos, MD | International
- ◇ Prabesh Kanel, PhD, MS | Central
- ◇ Murat Sadic, MD, PhD | Pacific Northwest
- ◇ Nandakumar Menon, MD | Pacific Southwest
- ◇ Megan Mercer, MD | Southeastern
- ◇ Hassan Aboughalia, MD | Mid-Eastern

SNMMI-TS Leadership Academy

The academy is a two-day leadership development program featuring current SNMMI-TS Leadership, key members of the SNMMI-TS, and staff who have dedicated themselves to improving SNMMI-TS achievement in the Nuclear Medicine and related fields. Lectures will be complemented by team building exercises and networking opportunities. Each lecture will consider

2024 PARTICIPANTS

- ◇ Leila Alsarag, CNMT | Missouri Valley
- ◇ Fernando Anleu-Escobar, CNMT | Central
- ◇ Doug Burrichter | SNMMI Staff
- ◇ Jason Cohen, CNMT | Pacific Southwest
- ◇ Danielle Deimer, Med, BS, CNMT, RT(N) | New England
- ◇ Remo George, PhD | Southeastern
- ◇ Jill Holmquist, CNMT, PET, NMTCB(RS) | Southeastern
- ◇ Summer Khairi, MBA, CNMT | Southwestern
- ◇ Jared LeBlanc, CNMT | New England
- ◇ Carol Long, CNMT | Southeastern
- ◇ Shari Moreau, RT(N)(ARRT) | Mid-Eastern
- ◇ Christopher Morgan | Greater New York
- ◇ Margaret O’Krafka | Eastern Great Lakes
- ◇ Brianna Reidel | Greater New York
- ◇ Jeremy Slicker, CNMT, NMTCB(RS) RT(N) | Southeastern
- ◇ Courtney Tronca | New England
- ◇ Isa Weizenegger | Southwestern
- ◇ Ryan Widener, MBA, CNMT, RT | Southeastern
- ◇ Lindsay Williams, MBA, ARRT(N)(CT), CNMT | Southwestern


SNMMI Ones to Watch 2024

SNMMI is pleased to announce our annual list of early career professionals selected as “Ones to Watch” in 2024. Launched in 2018, SNMMI’s Ones to Watch campaign aims to recognize those with the potential to shape the future of precision medicine across all spectrums of the field. Members can nominate themselves or someone they know whose actions, work, or studies have set them apart as a future thought leader in nuclear medicine and molecular imaging. Recipients are selected with the help of the SNMMI Committee on Councils and Centers and the SNMMI-TS Professional Development Committee. We are proud to showcase rising talent in the field, offering a platform to increase recognition for early career professionals within our specialty. Congratulations to the following honorees!

Andrei Gafita, MD




Eric William Webb, PhD



Celeste Winters, PhD, DABR



Erica Major, DO, MPH, FACNM



Chao Zheng, PhD



Fengyun Gu, PhD





Fereshteh Yousefirizi, PhD



Megan Mercer, MD



Ismaheel Lawal, MBBS, PhD



Robert Miller, MD, FRCPC, FACC




Kondapa Naidu Bobba, PhD



Molly E. Roseland, MD



Mahesh Krishna Vidula, MD, FACC




Seyed Ali Mirshahvalad,
MD, MPH, FEBNM



Shashi Bhushan Singh, MBBS



Darren Wenzel, BS, CNMT,
RT(N)(CT)(ARRT)




Tullio Esposito, PhD



Fernando Anleu, CNMT,
RT(N)(ARRT), CHI



Vetri Sudar Jayaprakasam, MBBS




Kristin Barr, CNMT



Wenhui Zhu, MD, PhD



Melody Thiel, BS, CNMT



Danielle Deimer, MEd, BS, CNMT, RT(N)



Thomas Cunningham, CNMT, NMTCB(CT)